

\*版权归塔奥帝诺智能科技(东莞)有限公司所有,严禁翻版和影印。

\*Copyright is owned by TODN, piracy and photocopying are strictly prohibited.

\*本公司产品已申请中国专利,严禁仿制, 违者负法律责任。

\*Any copying or printing is strictly forbidden, \*All products have been patented in China.

\*2023年1月制

\*Printed in Jan. 2023



塔奥帝诺智能科技(东莞)有限公司

COMPANY PROFILE OF TODN

地址: 东莞市塘厦镇大坪大兴街24号

Address: No. 24, Daxingye Street, Daping, Tangxia Town,  
Dongguan City, Guangdong Province, China.

T: 0769-82099818

F: 0769-81775695

<http://www.cf-todn.com>





# COMPANY PROFILE OF TODN

## 塔奥帝诺智能科技（东莞）有限公司简介



塔奥帝诺(TODN), 葡萄牙 CIFIAL 公司旗下品牌, 总部位于历史名城波尔图, 2019年由坚朗集团全资收购, 并在国内成立塔奥帝诺智能科技(东莞)有限公司, 专注于门窗五金系统解决方案, 致力于为用户提供健康、安全、舒适生活空间。

塔奥帝诺依托 CIFIAL 精湛的研发技术、完善的质量管理体系, 分别在葡萄牙波尔图及中国东莞成立门窗五金系统研发中心, 聚焦高端门窗五金领域。产品源于欧洲设计, 传承欧洲经典, 摒弃了传统风格的桎梏, 将欧洲经典元素与现代化工艺完美结合, 通过“创新+服务”的双驱动, 打造更加符合中国市场的欧洲五金品牌。

公司拥有一批行业经验丰富的高级技术人员和各种先进的检测设备, 坚持精益求精的技术, 紧扣时代潮流, 不断推出质地优良、风格独特的门窗五金产品。塔奥帝诺以时尚的外观、安全防盗、静音顺畅的产品特性, 引领着门窗五金行业未来的发展趋势。


“经典未老, 未来已来”, 面对日新月异的技术进步和全球化发展趋势, 塔奥帝诺将不断创新, 秉承“怀匠心, 践匠行, 做匠人”的精神, 传承欧洲经典元素, 以市场需求为导向, 让客户满意为宗旨, 为用户提供高品质、高性价比的门窗五金系统解决方案。

TODN is a brand owned by Portugal CIFIAL, headquartered in the historic city of Porto, wholly-owned by KINLONG Group in 2019, and established TODN Intelligent Technology (Dongguan) Co., LTD in China, focusing on door and window hardware system solutions, committed to providing users with health, safety and comfortable living space.

Relying on CIFIAL's superior R&D technology and perfect quality management system, TODN has established R&D centers for door & window hardware systems in Porto city of Portugal, and Dongguan city of China, focusing on the field of high-quality door & window hardware. The products are rooted in European design, inherit European classics, abandon the shackles of traditional styles, perfectly combine European classics with contemporary craftsmanship to create a European hardware brand that is more in line with the Chinese market through the dual drive of "innovation + service".

The company has a group of experienced senior technicians and various advanced testing equipment, adheres to advanced technology, keeps pace with the trends of the times, and constantly presents door & window products with high quality and unique style. TODN is a leader in the future development of the door and window hardware industry with its fashionable appearance, security, and anti-theft, quiet, and smooth product performance.

"Time makes it inevitable that in every profession, young men replace the old." Faced with rapid technological progress and global development trend, TODN will continue to innovate, adhering to the spirit of "ingenuity, Precise, and craftsmanship", inheriting the European classics elements, Guided by market demand, and to satisfy customers, we provide users with high-quality and cost-effective system solutions for door and window fittings.



# CATALOG

## 目录

1、产品特点和保养说明 Product features and maintenance Instructions	00---02
2、内平开下悬系列 Turn-and-Tilt Window Series	03---12
3、外平开窗纱一体系列 Open-out Side Hung Window With Screen Window Series	13---22
4、内平开窗纱一体系列 Open-in Side Hung Window With Screen Window Series	23---26
5、平开门系列 Side Hung Door Series	27---28
6、窗执手 Window Handle	30---43
7、门执手 Door Handle	44---45
8、滑撑、合页 Friction Stay&Pivot hinge	47---53
9、传动器 Transmitter	55---58
10、四件套、防坠器 Four-piece suit&Fall arrester	59---64
11、门锁、锁面板 Door Lock&Locking Plate	66---68
12、样品箱、样品盒 Sample box	69---70
13、电动隐藏展臂式内平开下悬系统 Electric Hidden Extendable Arm Type Open-in top hung system	72---75
14、铝合金平开防火窗系列 Aluminum alloy inner casement fireproof window series	77---88

### 塔奥帝诺产品特点与维护保养

#### TODN Product Features and Maintenance Instructions

##### 一、产品特点 Features

- 1、时尚美观  
Fashionable and beautiful  
欧洲设计美学和工匠精神完美结合,氧化、电镀等工艺,给人无与伦比的高层次享受。  
The perfect combination of European design aesthetics and craftsmanship, oxidation, electroplating and other processes, give people an unparalleled high-level enjoyment.
- 2、静音  
Mute  
每个组件的构成都是以静音顺滑为标准设计,给用户一个安静舒适的环境。  
The composition of each component is designed to be silent and smooth, giving users a quiet and comfortable environment.
- 3、顺滑  
Smooth  
联动装置系统使用过程中十分顺滑,组件和组件之间的结构精密配合,大大提升了用户体验。  
The linkage device system is very smooth in use, and the components and the structure of the components are precisely matched, which greatly improves the user experience.
- 4、安全性高  
High security performance  
工字型锁块和蘑菇头锁点设计,大大提高了窗户的防盗防撬性能。  
The I-shaped lock block and mushroom head lock point design greatly improve the anti-theft and anti-pry performance of the window.
- 5、高品质  
High quality  
高耐候性和高耐腐蚀性尽显尊贵不凡的品质,所有配件各项性能均领先行业标准。  
High weather resistance and high corrosion resistance fully demonstrate the distinguished quality, and all the performance of all accessories are leading industry standards.
- 6、安装方便快捷、操作方便  
Easy to install and easy to operate  
夹持式安装,精准定位,提高效率,降低劳动成本。  
Clamping installation, precise positioning, improve efficiency and reduce labor costs.
- 7、标准化和系列化  
Standardization and serialization  
使门窗制造企业和建筑公司能够快速安装。  
Enable door and window manufacturing companies and construction companies to quickly install.
- 8、适用性强  
Strong applicability  
可用于目前市场上常用的铝合金家装型材。  
It can be matched with aluminum home decoration profiles commonly used in the market.

##### 二、产品保养及维护说明 product maintenance instructions

- 1、产品在安装前请阅读安装说明,并按安装说明安装,安装结束后确认各产品可以正常工作。  
Please read the installation instructions before installing the products, and install them according to the installation instructions. After the installation, confirm that the products can work normally.
- 2、产品在正常使用时各活动构件和摩擦机构应定期检修并适当加注润滑油,并确保产品清洁、无阻塞现象,若发现有紧固螺钉松动或磨损等情况应及时修理或更换,以免影响产品的正常使用。  
When the product is in normal use, each movable component and friction mechanism should be regularly inspected and properly filled with lubricating oil. Make sure to keep the product clean and free from obstruction. If the fastening screws are found to be loose or worn, they should be repaired or replaced in time. So as not to affect the normal use of the product.
- 3、产品每年至少进行一次检修和保养工作。  
The product should be inspected and maintained at least once a year.
- 4、严禁使用含有腐蚀性的化学剂(如丙酮、二甲苯等)对产品进行清洁、护理。  
It is strictly prohibited to use corrosive chemicals (such as acetone, xylene, etc.) to clean and maintain for the product.
- 5、门窗长时间使用后,出现掉角、下垂、缝隙过大等异常情况,可通过五金件的调节功能改善。  
After the doors and windows are used for a long time, abnormal situations such as corners, sagging, and excessive gaps occur, which can be improved by the adjustment function of the hardware products.

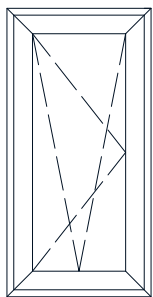
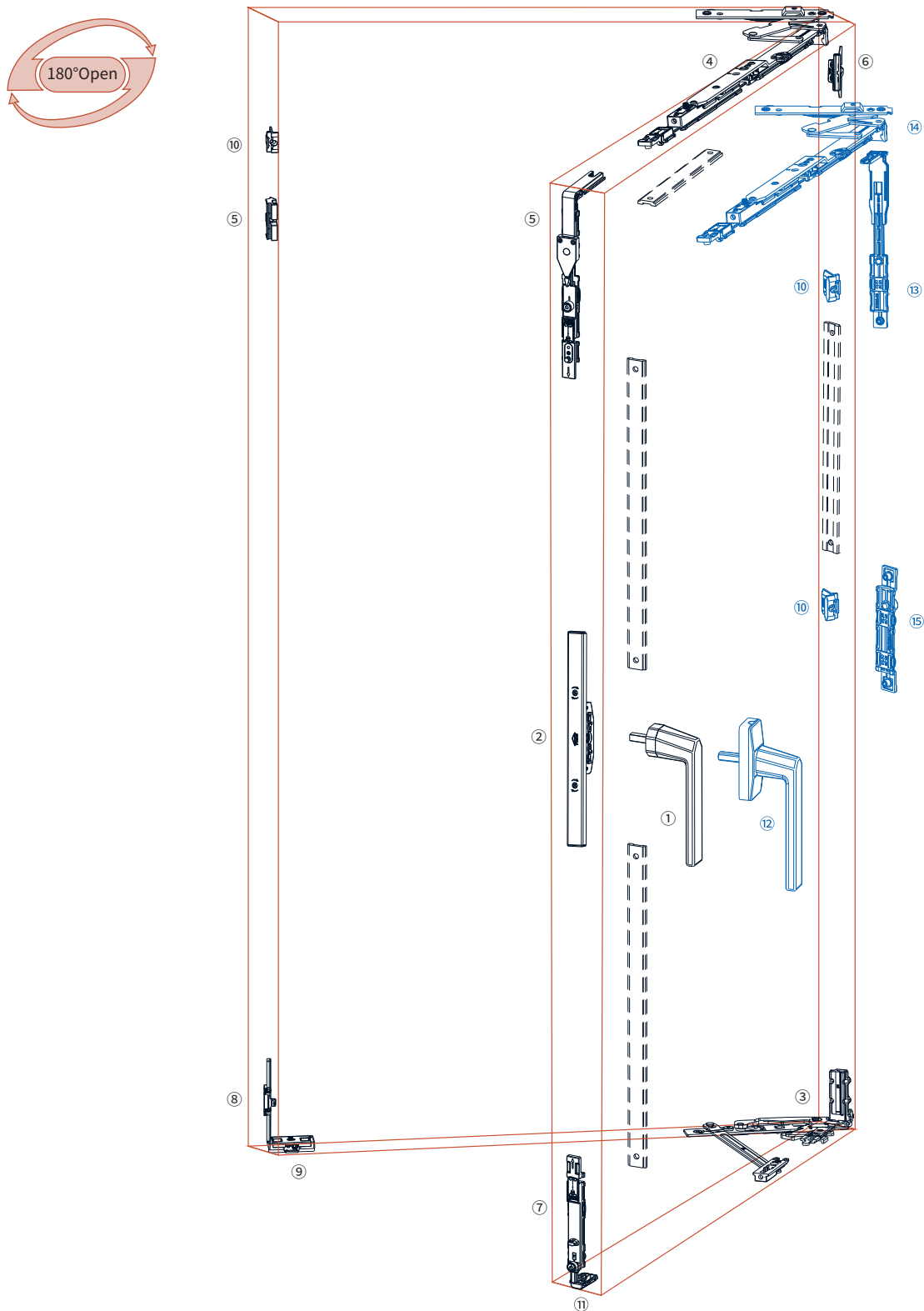


## IND100隐藏式内平开下悬系列

IND100 Concealed Turn-and-Tilt Window Series

(实现两种微通风状态)

(Achieve two micro-ventilation states)



## IND100隐藏式内平开下悬系列

IND100 Concealed Turn-and-Tilt Window Series

序号/No.	名称/Name	型号/Code	数量/QTY	备注/Mark
1	无底座执手 Handle without base	IH00525	1	方钢外露25mm Exposed spindle length 25 mn
2	传动器 Transmitter	IAG13A	1	中心距13mm, 颜色可选银色或黑色 Center distance 13 mm, Color can be silver or black
3	下合页 Bottom hinge	IXH100AR	1	分左右(含限位器) Left &Right (Include limiter)
4	上合页拉杆 Upper hinge connector rod	ITDSX01R	1	分左右(无法配小转角器) Left &Right, (Cannot use with the small corner device)
5	微通风转角器 Micro ventilation corner device	ICD01	1	
6	锁座 Locking plate	IPDI02	1	
7	翻转支撑 Overturn Supporter	ICDT01	1	
8	防脱器 Fall arrester	IPDS01	1	
9	支撑座 Supporting block	ISCT03	1	
10	锁块 Locking plate	ILP02	1	
11	座垫 Cushion block	ICB02	1	
12	执手 Handle	IH00625	1	选配, 方钢外露25mm Optional, Exposed spindle length 25 mm
13	小转角器 The small corner device	ICD03	1	选配, 配合ITDSZX01R/L使用 Optional, Match with ITDSZX01R/L to use
10	锁块 Locking plate	ILP02	2	选配 Optional
14	上合页拉杆 Upper hinge connector rod	ITDSZX01R	1	选配, 分左右, 配合ICD03使用 Optional, Left &Right, Match with ICD03 to use
15	转接杆 Mid transmission rod	ICTR01	1	选配 Optional

配置说明:

Configuration Instruction:

- 本配置适用窗扇槽口高度为696mm-2100mm,窗扇槽口宽度390mm-1100mm(上合页拉杆适用范围详见P58)。  
This configuration is suitable for window sash notch height from 696mm to 2100mm, and window sash notch width from 390mm to 1100mm(Please refer to P58 for the applicable scope of the upper hinge tension rod).
- 合页最大承重110kg,建议窗型比(高/宽)保持在1.5:1。  
The maximum load-bearing capacity of the hinge is 110kg, and it is recommended that the window ratio (height/width) be maintained at 1.5:1.
- 窗扇最大开启角度为180°。  
The maximum opening angle of the window sash is 180°.

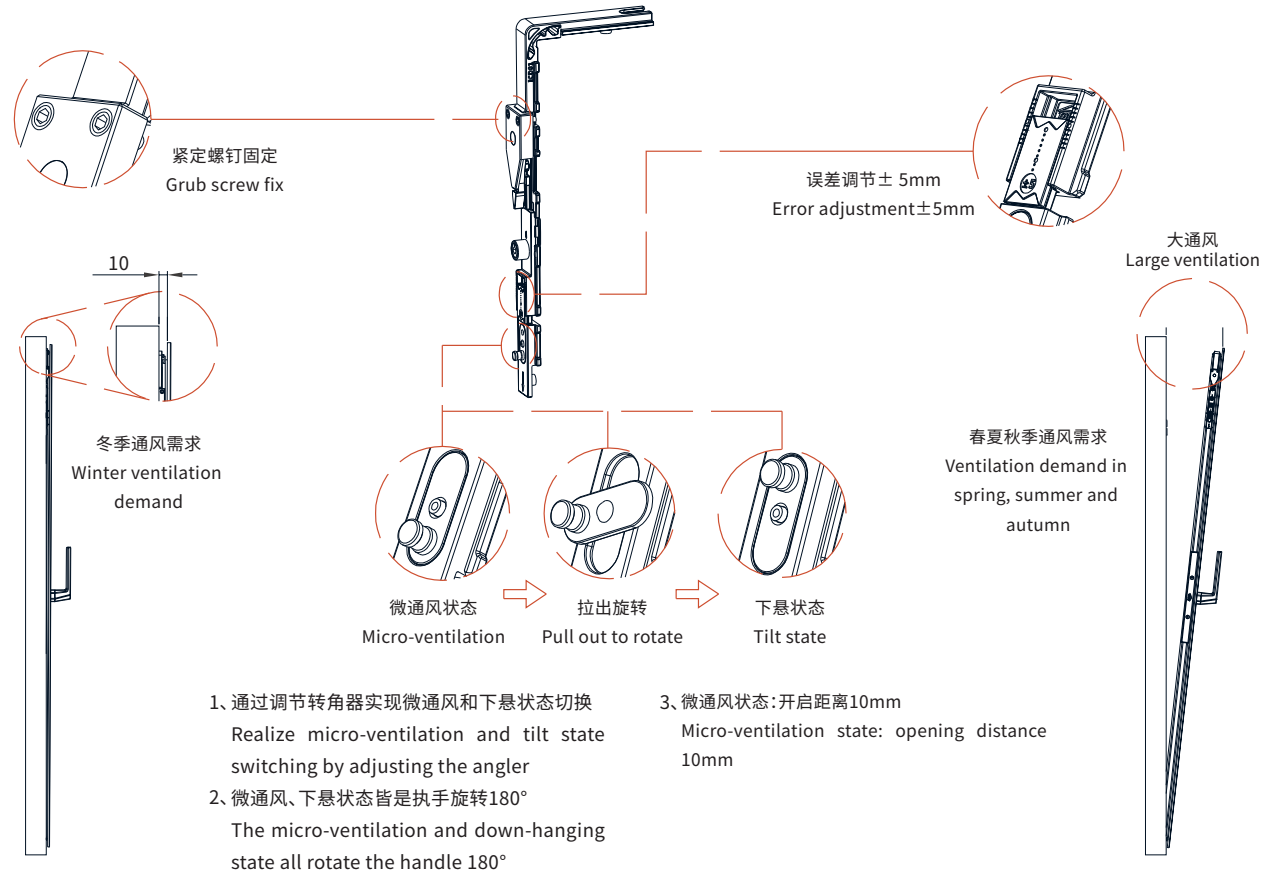


## IND100 隐藏式内平开下悬系列特点

IND100 The features for Concealed Turn-and-Tilt Window Series

### 一、微通风转角器特点

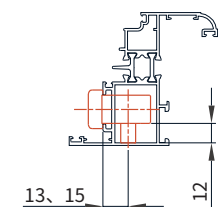
Features of micro ventilation corner device



### 二、传动器特点

Transmitter features

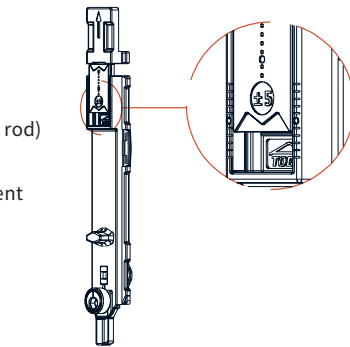
- 1、静音组件 (连接铝杆)  
Mute component (connected to aluminum rod)
- 2、夹持式固定  
Clip-on fixing
- 3、防斜拉  
Anti-slanting
- 4、90°初始定位  
90° Initial positioning
- 5、适配无基座或有基座执手  
Adapt to handle without base or with base
- 6、中心距13mm、15mm  
Center distance 13mm、15mm



### 三、翻转支撑特点

Overturn supporter

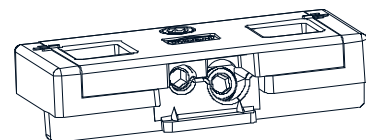
- 1、静音组件 (连接铝杆)  
Mute component (connected to aluminum rod)
- 2、静音块保证传动静音  
Mute block ensures the transmission is silent
- 3、偏心可调 ± 1mm  
Eccentricity adjustable ± 1mm
- 4、误差调节 ± 5mm  
Error adjustment ± 5mm



### 四、支撑座特点

Supporting block fetures

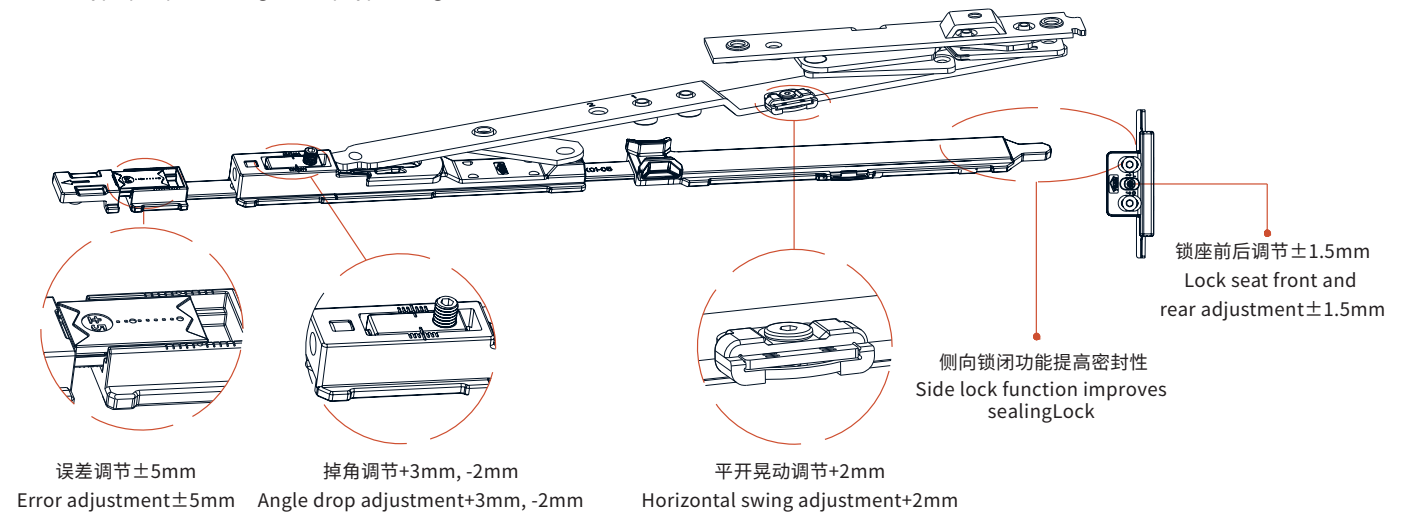
- 1、前后调节1.5mm  
1.5mm forward and backward adjustment



### 五、上合页拉杆特点

Features of upper hinge connector rod

- 1、静音组件 (连接铝杆)、静音块保证传动静音  
Mute components (connected with aluminum rods) and mute blocks to ensure transmission mute
- 2、挂钩式预定位+夹持式固定  
Hook type pre-positioning + clamp type fixing



### 六、下合页特点/Features of bottom hinge

180°开启、平框型材/180°opening, flat frame profile.

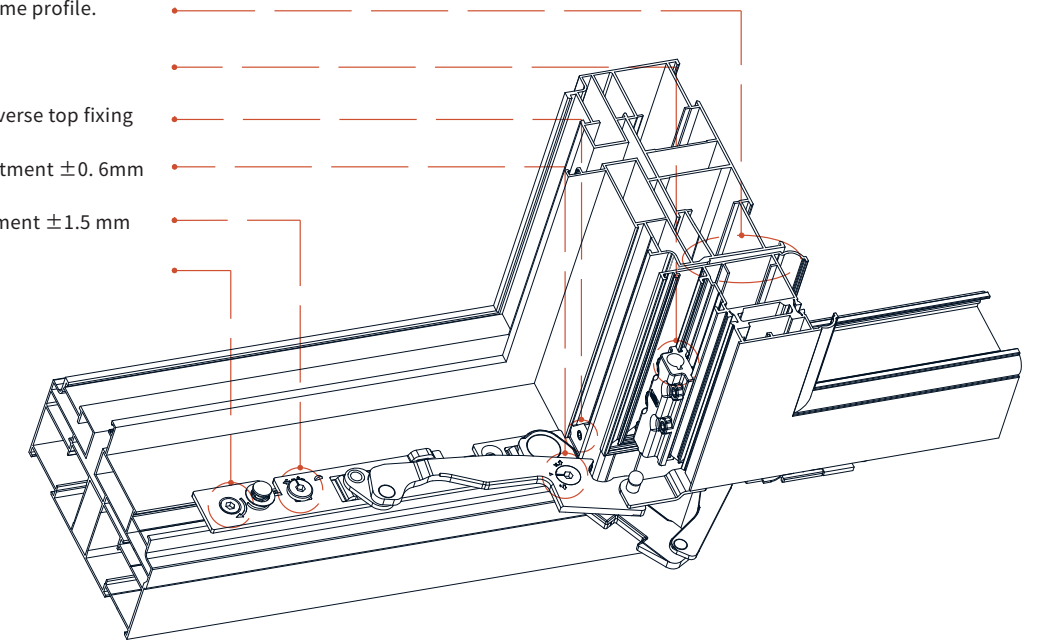
向上调节+3mm/Adjust up +3mm

侧向夹持反顶固定/Side clamping and reverse top fixing

前后调节 ± 0.6mm/Front and back adjustment ± 0.6mm

左右调节 ± 1.5mm/Left and right adjustment ± 1.5mm

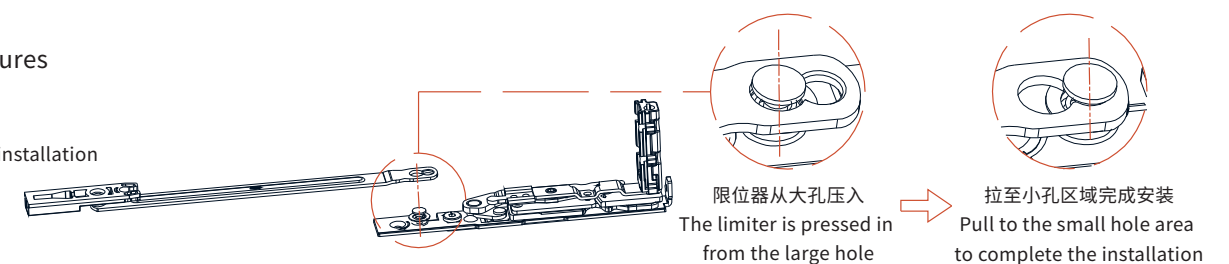
夹持式固定/Clip-on fixing



### 七、限位器特点

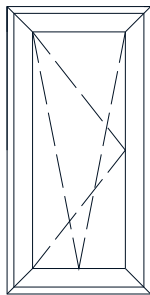
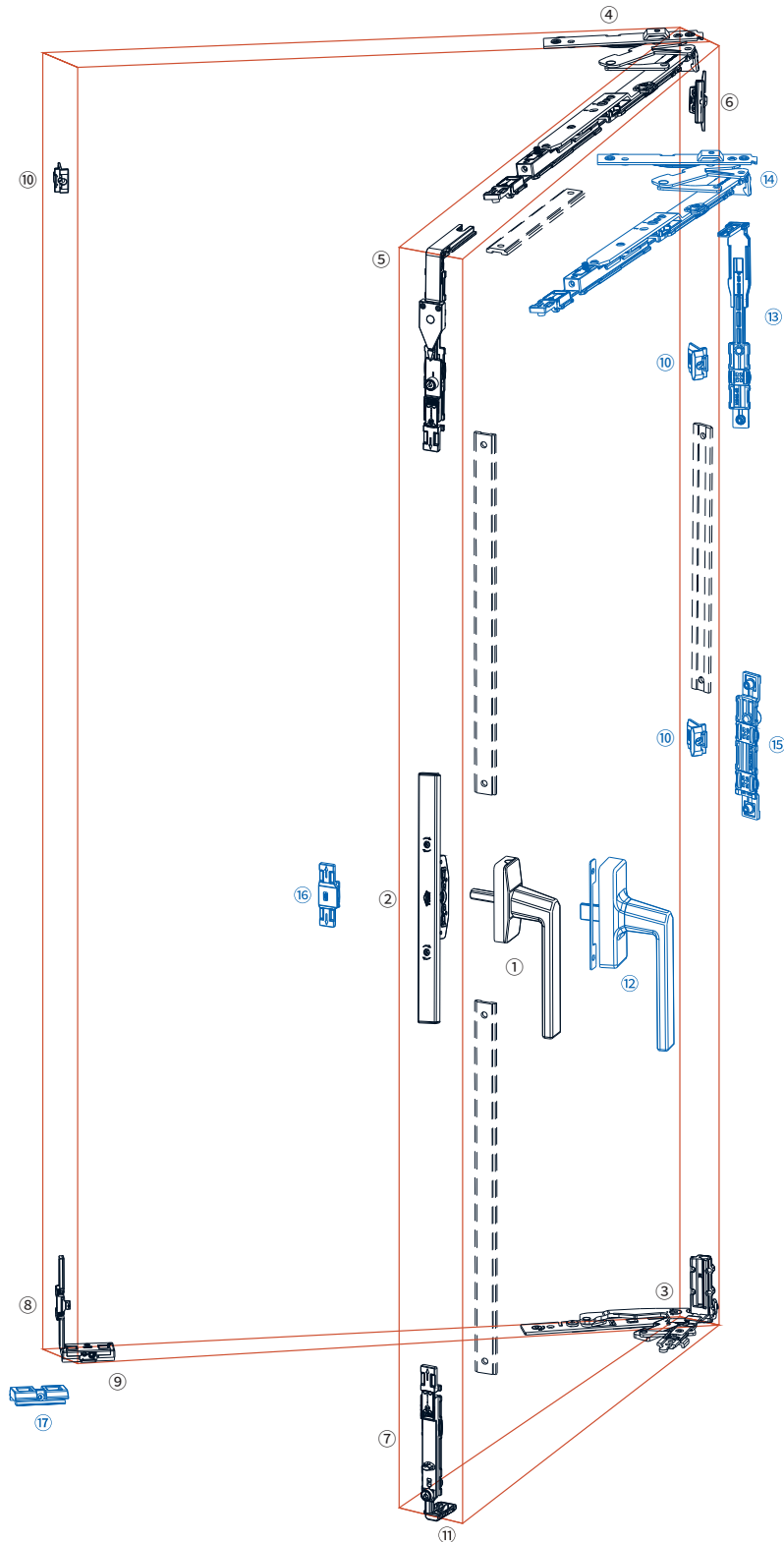
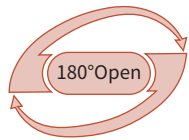
Limiter features

- 1、按压式快速安装  
Push-type quick installation
- 2、90°限位  
90° positioning



## IND200隐藏式内平开下悬系列

IND200 Concealed Turn-and-Tilt Window Series



## IND200隐藏式内平开下悬系列

IND200 Concealed Turn-and-Tilt Window Series

序号/No.	名称/Name	型号/Code	数量/QTY	备注/Mark
1	执手 Handle	IH00625	1	方钢外露25mm Exposed spindle length 25mm
2	传动器 Transmitter	IAG13A	1	中心距13mm, 颜色可选银色&黑色 Center distance 13 mm, Color can be silver or black
3	下合页 Bottom hinge	IXH101AR	1	分左右(不含限位器) Left & Right, (Not include limiter)
4	上合页拉杆 Upper hinge connector rod	ITDSX01R	1	分左右(无法配小转角器) Left & Right, (Cannot use with the small corner device)
5	转角器 Corner device	ICD02	1	
6	锁座 Locking plate	IPDI02	1	
7	翻转支撑 Overturn Supporter	ICDT01	1	
8	防脱器 Fall arrester	IPDS01	1	
9	支撑座 Supporting block	ISCT03	1	
10	锁块 Locking plate	ILP02	1	
11	座垫 Cushion block	ICB02	1	
12	拨叉执手 Handles with tongue	IH00722	1	选配, 拨叉外露22mm Optional, Tongue exposed 22mm
13	小转角器 The small corner device	ICD03	1	选配, 配合ITDSX01R使用 Optional, Match with ITDSX01R to use
10	锁块 Locking plate	ILP02	2	选配 Optional
14	上合页拉杆 Upper hinge connector rod	ITDSX01R	1	选配, 分左右, 配合ICD03使用 Optional, Match with ICD03 to use
15	转接杆 Mid transmission rod	ICTR01	1	选配 Optional
16	主传动杆 Main transmission rod	IMTR06	1	选配, 配合IH00722使用 Optional, Match with IH00722 to use
17	支撑座 Supporting block	ISCT04	1	选配 Optional

配置说明:

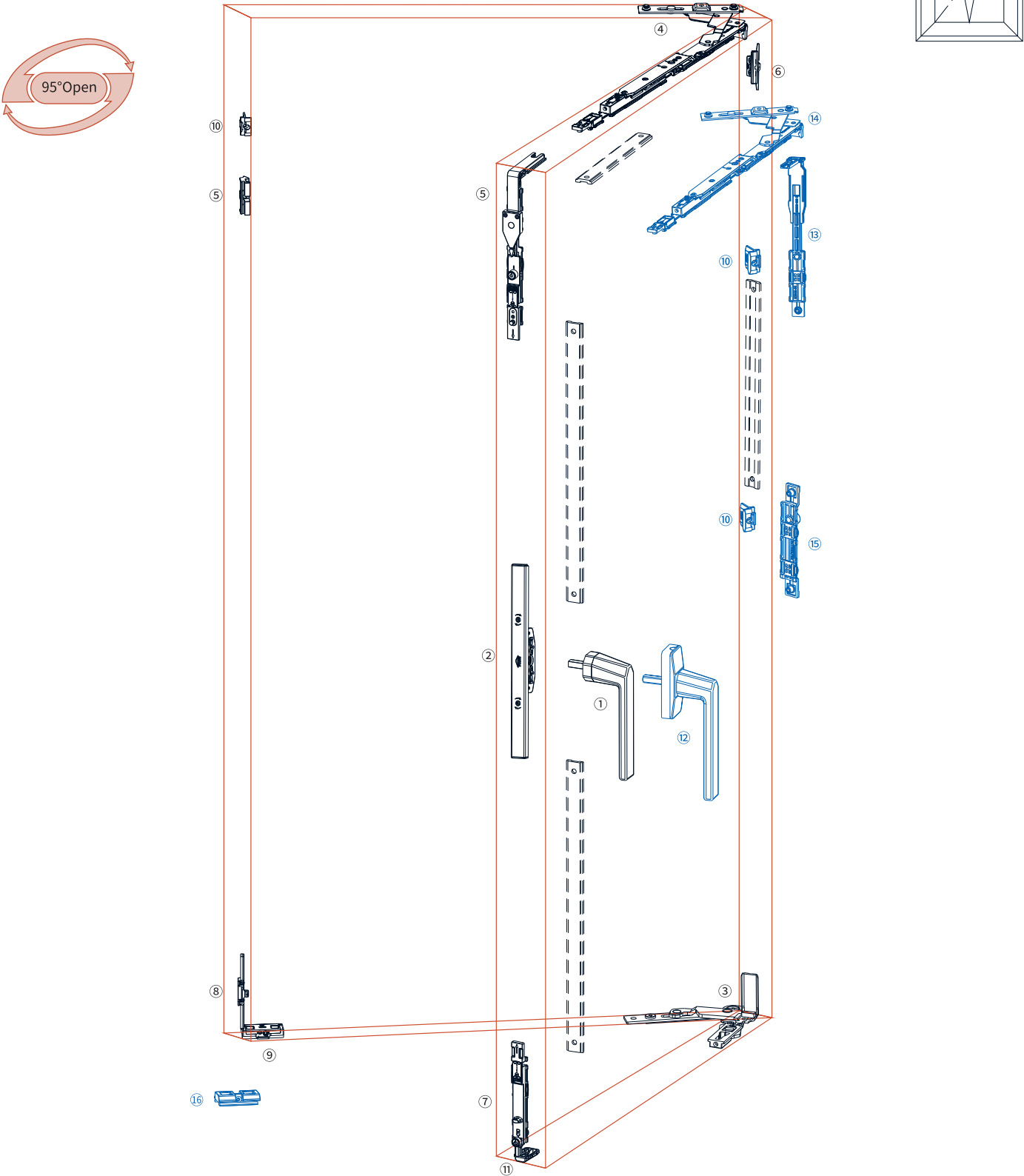
Configuration Instruction:

- 本配置适用窗扇槽口高度为662mm-2100mm,窗扇槽口宽度390mm-1100mm (上合页拉杆适用范围详见P58)。  
This configuration is suitable for window sash notch height from 662mm to 2100mm, and window sash notch width from 390mm to 1100mm(Please refer to P58 for the applicable scope of the upper hinge tension rod).
- 合页最大承重110kg,建议窗型比(高/宽)保持在1.5:1。  
The maximum load-bearing capacity of the hinge is 110kg, and it is recommended that the window ratio (height/width) be maintained at 1.5:1.
- 窗扇最大开启角度为180°。  
The maximum opening angle of the window sash is 180°.



INX100隐藏式内平开下悬系列  
INX100 Concealed Turn-and-Tilt Window Series

(实现两种微通风状态)  
(Achieve two micro-ventilation states)



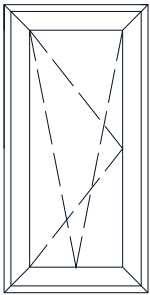
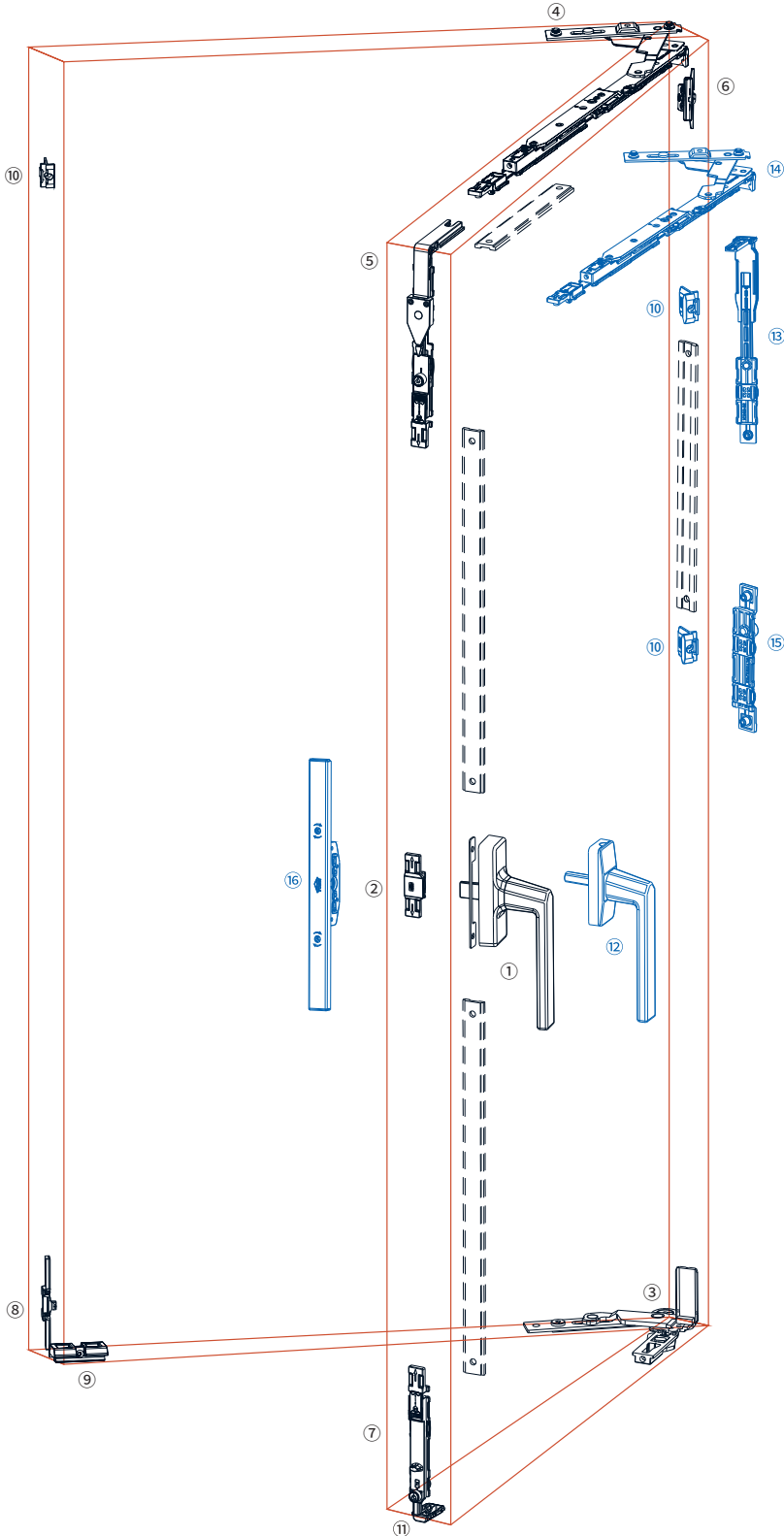
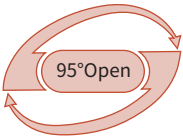
INX100隐藏式内平开下悬系列  
INX100 Concealed Turn-and-Tilt Window Series

序号/No.	名称/Name	型号/Code	数量/QTY	备注/Mark
1	无底座执手 Handle without base	IH00525	1	方钢外露25mm Exposed spindle length 25 mm
2	传动器 Transmitter	IAG13A	1	中心距13mm,颜色可选银色或黑色 Center distance 13 mm, Color can be silver or black
3	下合页 Bottom hinge	IXH200R	1	分左右 Left & Right
4	上合页拉杆 Upper hinge connector rod	ITDSX03R	1	分左右(无法配小转角器) Left &Right, (Cannot use with the small corner device)
5	微通风转角器 Micro ventilation corner device	ICD01	1	
6	锁座 Locking plate	IPDI02	1	
7	翻转支撑 Overturn Supporter	ICDT01	1	
8	防脱器 Fall arrester	IPDS01	1	
9	支撑座 Supporting block	ISCT03	1	
10	锁块 Locking plate	ILP02	1	
11	座垫 Cushion block	ICB02	1	
12	执手 Handle	IH00625	1	选配, 方钢外露25mm Optional, Exposed spindle length 25 mm
13	小转角器 The small corner device	ICD03	1	选配, 配合ITDSX03R使用 Optional, Match with ITDSX03R to use
10	锁块 Locking plate	ILP02	2	选配 Optional
14	上合页拉杆 Upper hinge connector rod	ITDSZX03R	1	选配, 分左右, 配合ICD03使用 Optional, Match with ICD03 to use
15	转接杆 Mid transmission rod	ICTR01	1	选配 Optional
16	支撑座 Supporting block	ISCT04	1	选配 Optional

配置说明：  
Configuration Instruction:

- 1、本配置适用窗扇槽口高度为696mm-2100mm,窗扇槽口宽度390mm-1100mm(上合页拉杆适用范围详见P58)。  
This configuration is suitable for window sash notch height from 696mm to 2100mm, and window sash notch width from 390mm to 1100mm(Please refer to P58 for the applicable scope of the upper hinge tension rod).
- 2、合页最大承重110kg,建议窗型比（高/宽）保持在1.5:1。  
The maximum load-bearing capacity of the hinge is 110kg, and it is recommended that the window ratio (height/width) be maintained at 1.5:1.
- 3、窗扇最大开启角度为95°。  
The maximum opening angle of the window sash is 95°.

INX200隐藏式内平开下悬系列  
INX200 Concealed Turn-and-Tilt Window Series



INX200隐藏式内平开下悬系列  
INX200 Concealed Turn-and-Tilt Window Series

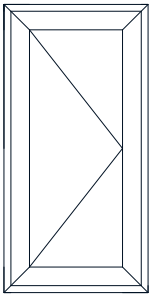
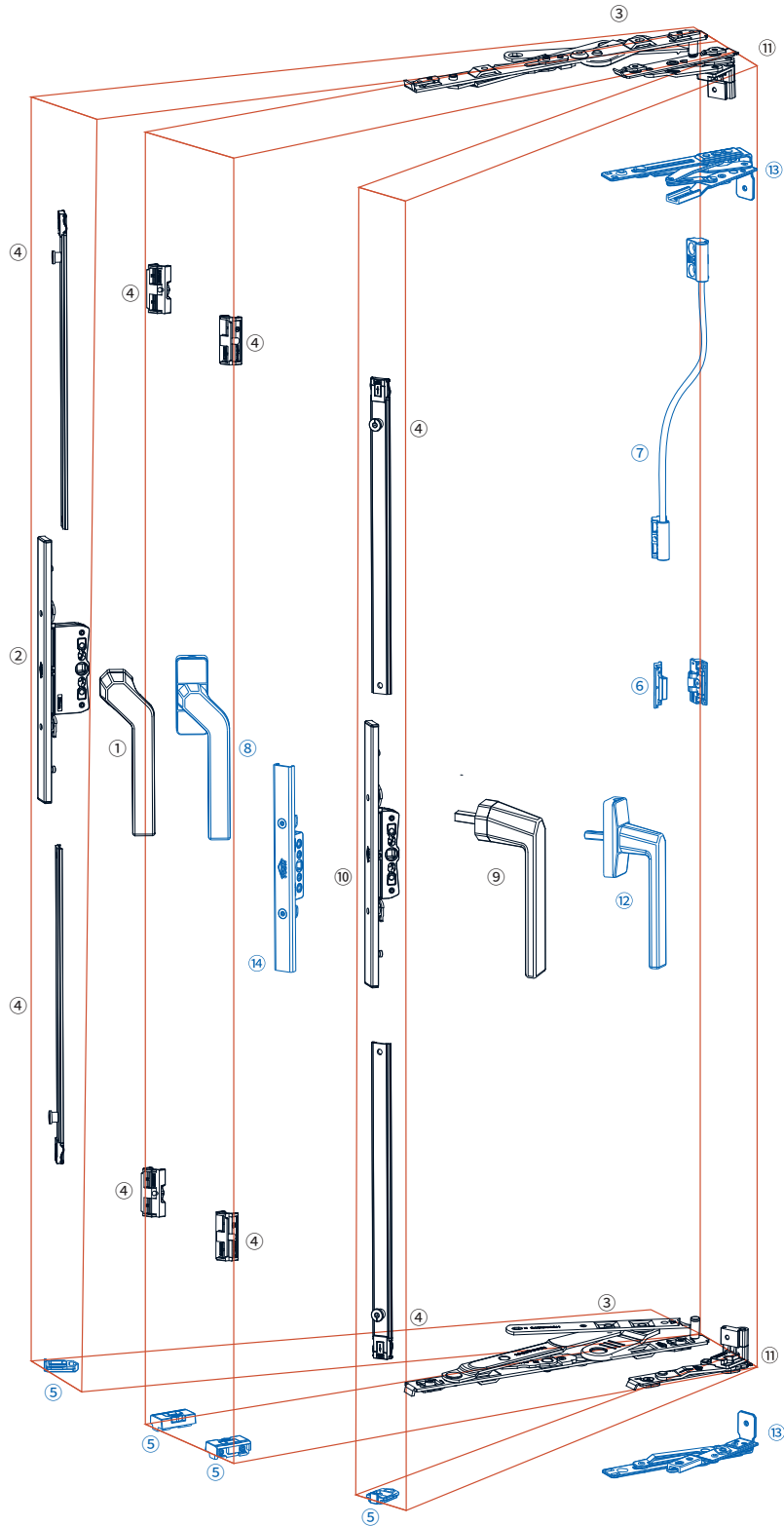
序号/No.	名称/Name	型号/Code	数量/QTY	备注/Mark
1	拨叉执手 Handles with tongue	IH00722	1	拨叉外露22mm Tongue exposed 22mm
2	主传动杆 Main transmission rod	IMTR06	1	
3	下合页 Bottom hinge	IXH200R	1	分左右 Left&Right
4	上合页拉杆 Upper hinge connector rod	ITDSX03R	1	分左右 (无法配小转角器) Left &Right, (Cannot use with the small corner device)
5	转角器 Corner device	ICD02	1	
6	锁座 Locking plate	IPDI02	1	
7	翻转支撑 Overturn Supporter	ICDT01	1	
8	防脱器 Fall arrester	IPDS01	1	
9	支撑座 Supporting block	ISCT04	1	
10	锁块 Locking plate	ILP02	1	
11	座垫 Cushion block	ICB02	1	
12	执手 Handle	IH00625	1	选配, 方钢外露25mm Optional, Exposed spindle length 25 mm
13	小转角器 The small corner device	ICD03	1	选配, 配合ITDSX03R使用 Optional, Match with ITDSX03R to use
10	锁块 Locking plate	ILP02	2	选配 Optional
14	上合页拉杆 Upper hinge connector rod	ITDSX03R	1	选配, 分左右, 配合ICD03使用 Optional, Left &Right, Match with ICD03 to use
15	转接杆 Mid transmission rod	ICTR01	1	选配 Optional
16	传动器 Transmitter	IAG13A	1	选配, 中心距13mm, 颜色可选银色或黑色 Center distance 13 mm, Color can be silver or black

配置说明:  
Configuration Instruction:

- 本配置适用窗扇槽口高度为662mm-2100mm,窗扇槽口宽度390mm-1100mm(上合页拉杆适用范围详见P58)。  
This configuration is suitable for window sash notch height from 662mm to 2100mm, and window sash notch width from 390mm to 1100mm(Please refer to P58 for the applicable scope of the upper hinge tension rod).
- 合页最大承重110kg,建议窗型比(高/宽)保持在1.5:1。  
The maximum load-bearing capacity of the hinge is 110kg, and it is recommended that the window ratio (height/width) be maintained at 1.5:1.
- 窗扇最大开启角度为95°。  
The maximum opening angle of the window sash is 95°.



IW100 外平开窗纱一体系列  
IW100 Open-out Side Hung Window With Screen Window Series



IW100外平开窗纱一体系列  
IW100 Open-out Side Hung Window With Screen Window Series

玻璃窗/Glass window				
序号/No.	名称/Name	型号/Code	数量/QTY	备注/Mark
1	执手 Handle	IHS00540R	1	分左右, 方钢外露40mm Left &Right, Exposed spindle length40mm
2	传动器 Transmitter	IAG0230	1	中心距30mm, 颜色可选银色或黑色 Center distance 30 mm, Color can be silver or black
3	滑撑 Friction stay	IFS200A\LR	1	
4	铝杆四件套 Aluminum rod set with four pieces set	ISLF08-300	1	
5	支撑组件 Support components	ISCT02	1	选配 Optional
6	中间锁块 Mid locking plate	IMLP01	1	选配 Optional
7	防坠器 Fall arrester	ISDP02R	1	选配,分左右 Optional, Left &Right
8	执手 Handle	IHS00640R	1	选配, 分左右, 方钢外露40mm Optional, Left &Right, Exposed spindle length40mm

纱窗/Screen window				
序号/No.	名称/Name	型号/Code	数量/QTY	备注/Mark
9	执手 Handle	IH00525	1	方钢外露25mm Exposed spindle length 25 mm
10	传动器 Transmitter	IAG0211	1	中心距11 mm, 颜色可选银色或黑色 Center distance 11 mm, Color can be silver or black
4	铝杆四件套 Aluminum rod set with four pieces set	ISLF08-300	1	
11	纱窗隐藏式合页 Concealed hinge for screen window	ICH200\LR	1	90°开启 90° Open
5	支撑组件 Support components	ISCT02	1	选配 Optional
12	执手 Handle	IH00625	1	选配, 方钢外露25mm Optional, Exposed spindle length 25mm
13	纱窗隐藏式合页 Concealed hinge for screen window	ICH300\LR	1	选配, 180°开启 Optional, 180° Open
14	传动器 Transmitter	IAG0111		选配, 中心距11 mm Optional, Center distance 11mm

配置说明:  
Configuration instructions

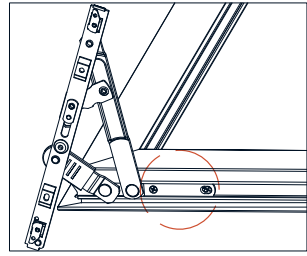
- 本配置适用窗扇高度为1500mm,窗扇宽度650mm以内的窗型。  
This configuration is suitable for window sash height of 1500mm and window sash width within 650mm.
- 滑撑最大承重60kg,建议窗型比(高/宽)保持在1.5:1。  
The maximum load-bearing capacity of sliding brace is 60kg, and it is recommended that the window ratio (height/width) be maintained at 1.5:1.
- 纱窗合页最大承重15kg。  
The maximum load-bearing capacity of the screen hinge is 15kg.

## 滑撑安装说明（要求滑撑安装空间为11.5-12mm）

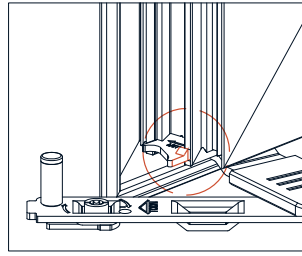
Installation instruction of Friction stay (The Friction stay installation space is 11.5-12mm)

### 一、扇安装 sash part fix

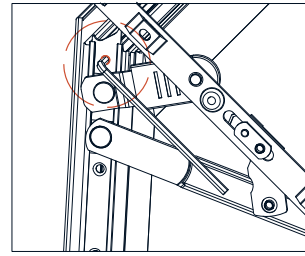
1. 托臂穿入c槽，至定位点与型材接触，达到最佳安装效果。  
The arm slides into the c-groove until the positioning point is in contact with the profile to achieve the best installation effect.
2. 通过拧紧螺钉顶紧型材（避角码），其它孔位通过螺钉固定。  
Tighten the profile by tightening screws (to avoid corners), and fix other holes by screws.



(穿插式-抗风防坠)  
(Interspersed-wind resistance and fall prevention)



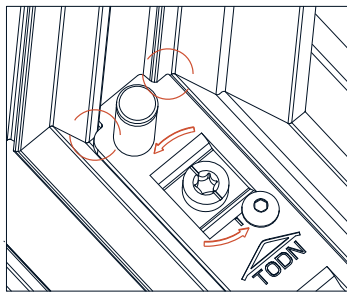
(定位)  
(Positioning)



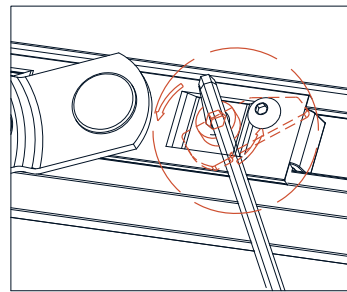
(避角码)  
(Avoid corner joint position)

### 二、框安装 frame part fix

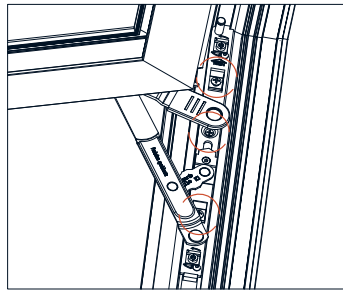
1. 将滑撑放置于框槽口位置并使包角处定位面顶住框型材槽口面。  
Place friction stay at the frame notch position and make the positioning surface at the corner of the wrapper against the notch surface of the frame profile.
2. 通过转动滑撑两端的固定垫片，夹持于C槽或K槽后并用螺钉把固定垫片与滑撑底槽固定，实现预安装，然后其它孔位通过螺钉将滑撑与型材固定。  
By rotating the fixed washers at both ends of the friction stay, clamp them in the C groove or K groove and fix the fixed washer with the friction stay bottom groove with screws to achieve the pre-install, and then fix the friction stay with the profile through screws in other holes.



(定位)  
(Positioning)



预安装并连接  
Pre-installed and connected




螺钉固定  
Screw fixation

#### 注意/Attention:

滑撑安装需要根据实际情况合理选用螺钉，凡是有沉孔的地方必须用沉头螺钉，其他地方如滑槽或没有沉孔的地方则用盘头螺钉，这样才能保证其安装的牢固性和可靠性。  
sliding support installation needs to be reasonably selected according to the actual situation, where there is a hole must be used sink head screw, other places such as chute or no hole with disc head screw, so as to ensure the firmness and reliability of its installation.

### 三、安装完成 finish installation

1. 安装完成后，在外界风力较大的情况下，可通过调节启闭力有效提高抗风坠的能力。  
After the installation is completed, in case of strong external wind, the ability to resist wind and fall can be effectively improved by adjusting the opening and closing force.



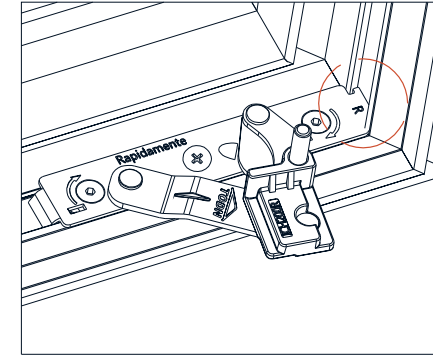
(调节启闭力)  
(Adjust opening and closing force)

## 纱窗隐藏合页安装说明

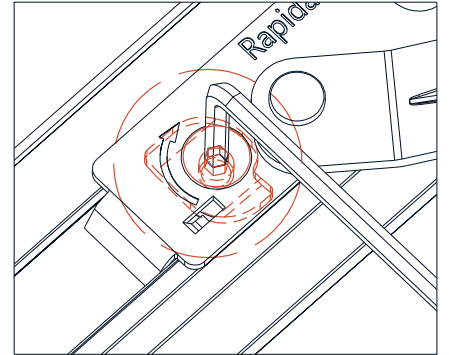
Installation instruction of concealed screen hinge

### 一、框安装 frame part fix

1. 将隐藏合页放置于框槽口位置，同时使滑轨顶端卡于槽口。  
Place the concealed hinge in the notch of the frame, and at the same time make the top of the slide rail stuck in the notch.
2. 通过转动两端的夹紧块，夹持于C或K槽，实现预安装，然后其他孔位通过螺钉固定。  
By rotating the clamping blocks at both ends, they are clamped in the C or K grooves to achieve pre-installation, and then other holes are fixed by screws.



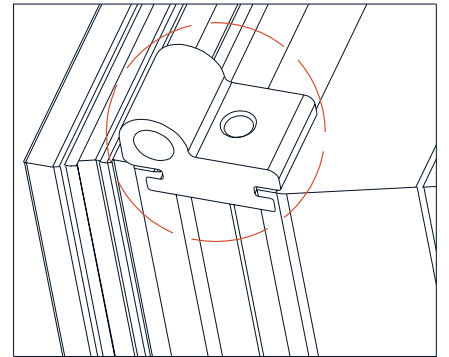
(定位)  
(Positioning)



(连接固定)  
(Fixed connection)

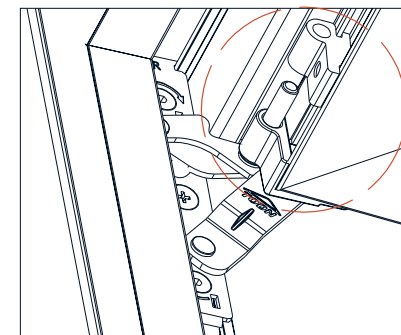
### 二、扇安装 sash part fix

1. 连接滑块沿扇型材C槽口滑入。  
Slide the block in C groove from sash side view.

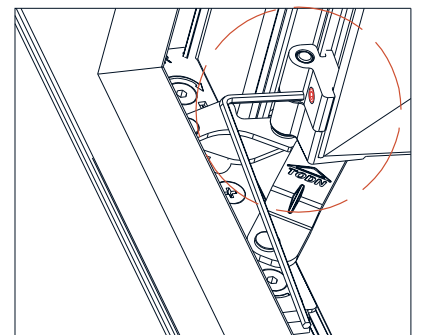


### 三、框扇组装 Frame and sash assembly

1. 将安装有连接滑块的扇型材放置于隐藏合页的支撑座上。  
Place the sash profile with sliding block on the support base of the concealed hinge.
2. 滑动连接滑块使孔与销轴对应，通过内六角扳手使拧紧螺钉顶紧型材，完成安装。（说明：拆卸时，仅需要拧松拧紧螺钉，使连接滑块滑出销轴，便可取下窗扇。）  
Move the sliding block so that the hole corresponds to the pin shaft, and use the Allen key to tighten the set screw on the profile to complete the installation. (Description: during the dis-assembly, only need to loosen the set screw and move the sliding block out of the pin shaft, and then the window sash can be removed.)



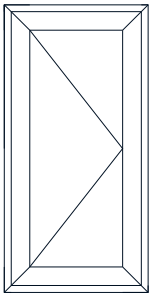
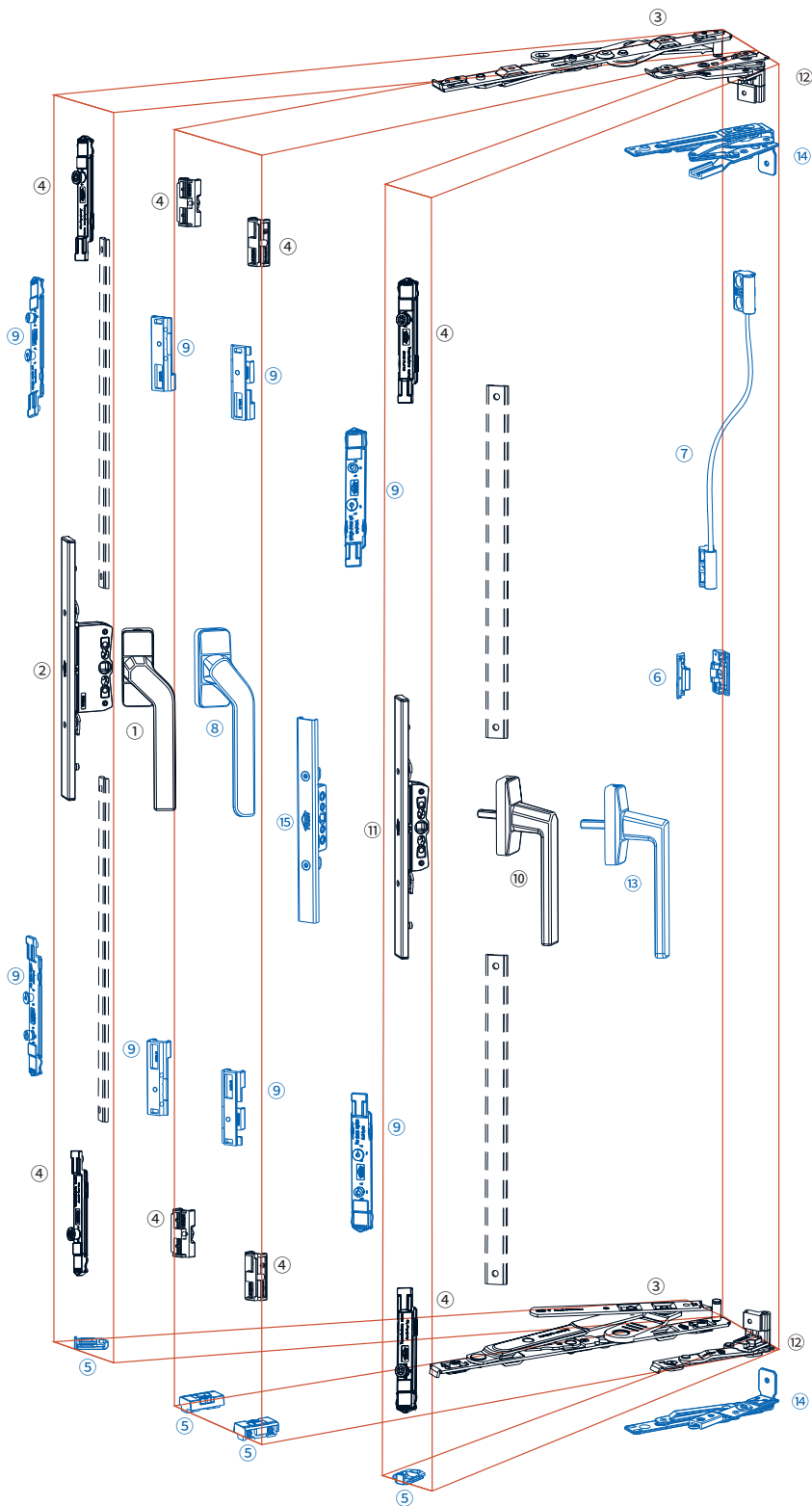
(插入)  
(insert)



(锁紧)  
(tight)



IW200 外平开窗纱一体系列  
IW200 Open-out Side Hung Window With Screen Window Series



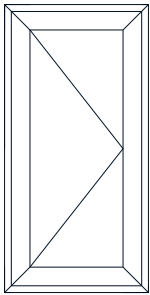
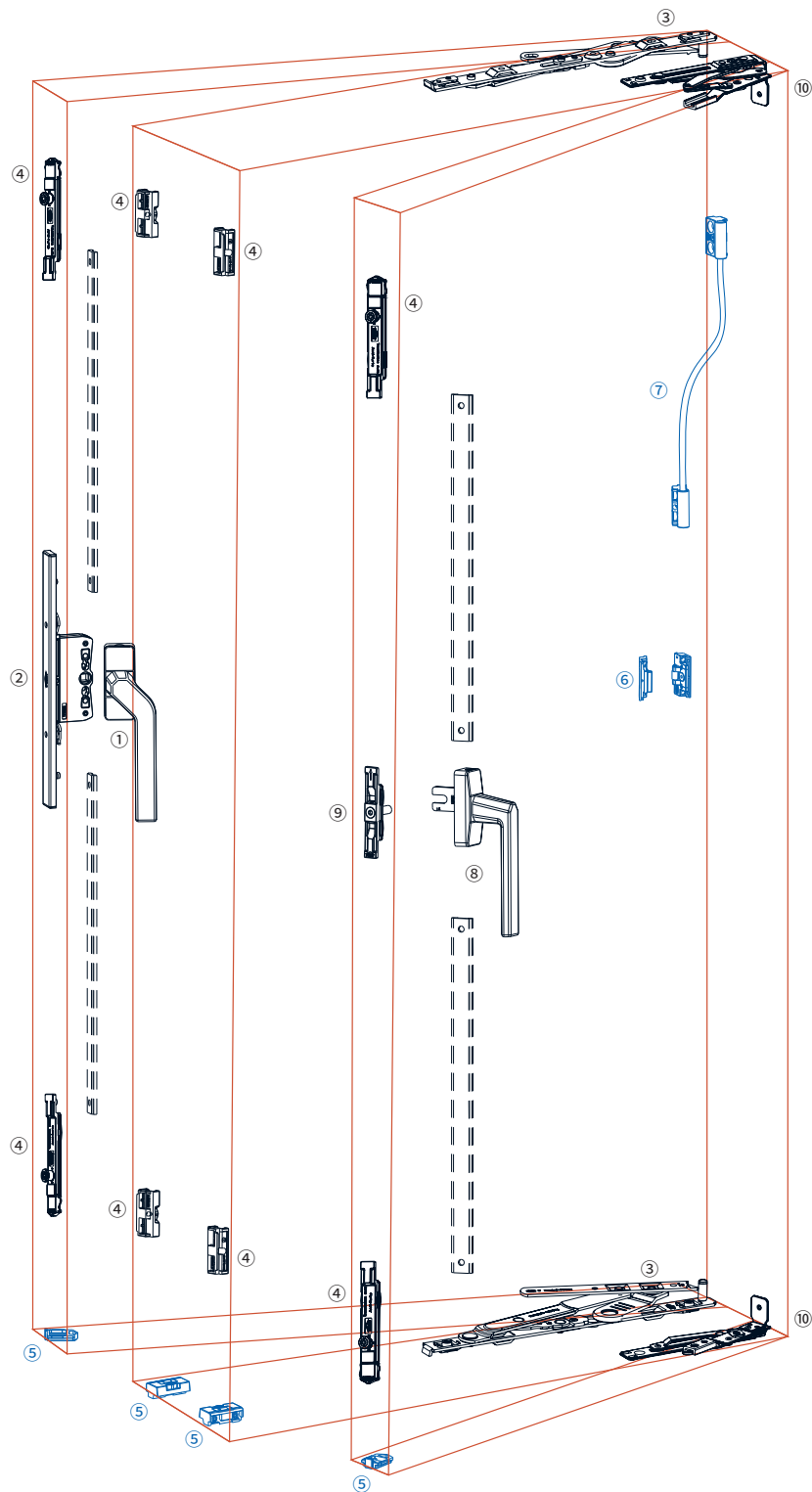
IW200外平开窗纱一体系列  
IW200 Open-out Side Hung Window With Screen Window Series

玻璃窗/Glass window				
序号/No.	名称/Name	型号/Code	数量/QTY	备注/Mark
1	执手 Handle	IHS00640R	1	分左右, 方钢外露40mm Left &Right, Exposed spindle length40mm
2	传动器 Transmitter	IAG0230	1	中心距30mm, 颜色可选银色或黑色 Center distance 30 mm, Color can be silver or black
3	滑撑 Friction stay	IFS200A\LR	1	
4	单锁点四件套 Single locking four-piece set	ISLF05A	1	
5	支撑组件 Support components	ISCT02	1	选配 Optional
6	中间锁块 Mid locking plate	IMLP01	1	选配 Optional
7	防坠器 Fall arrester	ISDP02R	1	选配,分左右 Optional, Left &Right
8	执手 Handle	IHS00840R	1	选配, 分左右, 方钢外露40mm Optional, Left &Right, Exposed spindle length40mm
9	锁闭四件套 Single lock four-piece set	ISLF02	1	选配 Optional
纱窗/Screen window				
序号/No.	名称/Name	型号/Code	数量/QTY	备注/Mark
10	执手 Handle	IH00625	1	方钢外露25mm Exposed spindle length 25 mm
11	传动器 Transmitter	IAG0211	1	中心距11 mm, 颜色可选银色或黑色 Center distance 11 mm, Color can be silver or black
12	纱窗隐藏式合页 Concealed hinge for screen window	ICH200\LR	1	90°开启 90°Open
4	单锁点四件套 Single locking four-piece set	ISLF05A	1	
5	支撑组件 Support components	ISCT02	1	选配 Optional
9	锁闭四件套 Single lock four-piece set	ISLF02	1	选配 Optional
13	执手 Handle	IH00825	1	选配, 方钢外露25mm Optional, Exposed spindle length 25mm
14	纱窗隐藏式合页 Concealed hinge for screen window	ICH300\LR	1	选配, 180°开启 Optional, 180° Open
15	传动器 Transmitter	IAG0111	1	选配, 中心距11 mm Optional, Center distance 11mm

配置说明：  
Configuration instructions:

- 1、本配置适用窗扇高度为1500mm,窗扇宽度650mm以内的窗型。  
This configuration is suitable for window sash height of 1500mm and window sash width within 650mm.
- 2、滑撑最大承重60kg,建议窗型比(高/宽)保持在1.5:1。  
The maximum load-bearing capacity of sliding brace is 60kg, and it is recommended that the window ratio (height/width) be maintained at 1.5:1.
- 3、纱窗合页最大承重15kg。  
The maximum load-bearing capacity of the screen hinge is 15kg.
- 4、本配置适用C槽型材。  
This configuration is suitable for C-groove profiles.

IW300 外平开窗纱一体系列  
IW300 Open-out Side Hung Window With Screen Window Series



IW300外平开窗纱一体系列  
IW300 Open-out Side Hung Window With Screen Window Series

玻璃窗/Glass window				
序号/No.	名称/Name	型号/Code	数量/QTY	备注/Mark
1	执手 Handle	IHS00640R	1	分左右,方钢外露40mm Left &Right, Exposed spindle length 40mm
2	传动器 Transmitter	IAG0230	1	中心距30mm, 颜色可选银色或黑色 Center distance 30 mm, Color can be silver or black
3	滑撑 Friction stay	IFS200A\LR	1	
4	单锁点四件套 Four piece set of single point lock	ISLF05A	1	
5	支撑组件 Support components	ISCT02	1	选配 Optional
6	中间锁块 Mid Locking plate	IMLP01	1	选配 Optional
7	防坠器 Fall arrester	ISDP02R	1	选配,分左右 Optional, Left &Right

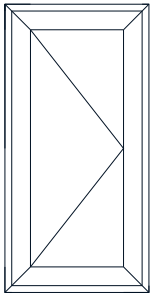
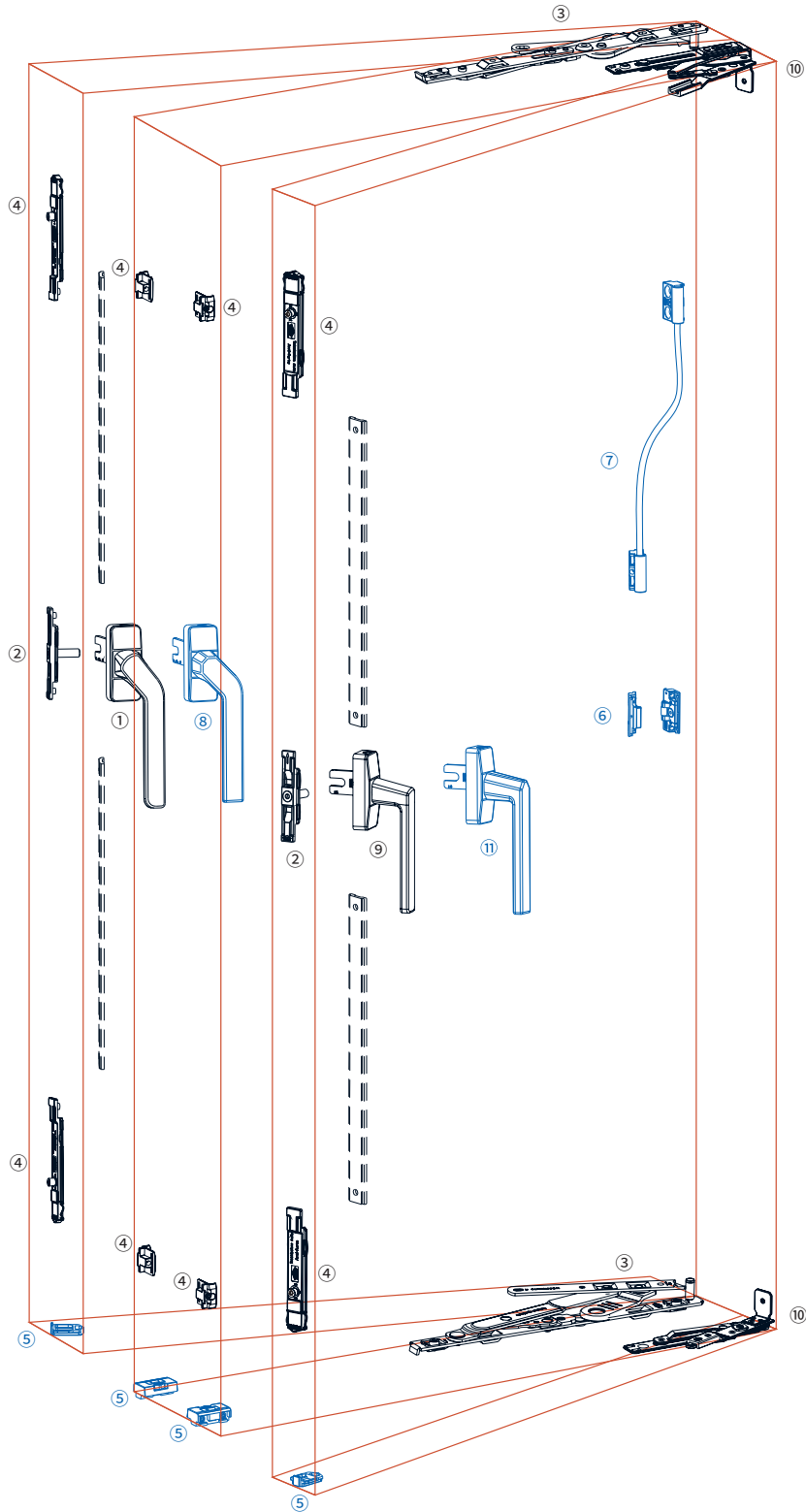
纱窗/Screen window				
序号/No.	名称/Name	型号/Code	数量/QTY	备注/Mark
8	拨叉执手 Handles with tongue	IHB00625	1	拨叉外露25mm Exposed spindle length 25mm
9	主传动杆 Main transmission rod	IMTR0512	1	销轴外露12mm Spindle exposed 12mm
10	纱窗隐藏式合页 Concealed screen hinge	ICH300\LR	1	
4	单锁点四件套 Four piece set of single point lock	ISLF05A	1	
5	支撑组件 Support components	ISCT02	1	选配 Optional

配置说明：  
Configuration instructions:

- 本配置适用窗扇高度为1500mm,窗扇宽度650mm以内的窗型。  
This configuration is suitable for window sash height of 1500mm and window sash width within 650mm.
- 滑撑最大承重60kg,建议窗型比(高/宽)保持在1.5:1。  
The maximum load-bearing capacity of sliding brace is 60kg, and it is recommended that the window ratio (height/width) be maintained at 1.5:1.
- 纱窗合页最大承重15kg。  
The maximum load-bearing capacity of the screen hinge is 15kg.
- 本配置适用C槽型材。  
This configuration is suitable for C-groove profiles.



IW400 外平开窗纱一体系列  
IW400 Open-out Side Hung Window With Screen Window Series



IW400外平开窗纱一体系列  
IW400 Open-out Side Hung Window With Screen Window Series

玻璃窗/Glass window				
序号/No.	名称/Name	型号/Code	数量/QTY	备注/Mark
1	拨叉执手 Handles with tongue	IHBS00840R	1	分左右，拨叉外露40mm Left &Right, Exposed spindle length 40mm
2	主传动杆 Main transmission rod	IMTR0528	1	销轴外露28mm Spindle exposed 28 mm
3	滑撑 Friction stay	IFS200A\LR	1	
4	单锁点四件套 Four piece set of single point lock	ISLF06	1	
5	支撑组件 Support components	ISCT02	1	选配 Optional
6	中间锁块 Mid Locking plate	IMLP01	1	选配 Optional
7	防坠器 Fall arrester	ISDP02R	1	选配,分左右 Optional, Left &Right
8	拨叉执手 Handles with tongue	IHBS00640R	1	选配，拨叉外露40mm Optional, Exposed spindle length 40mm

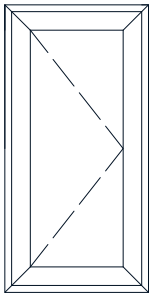
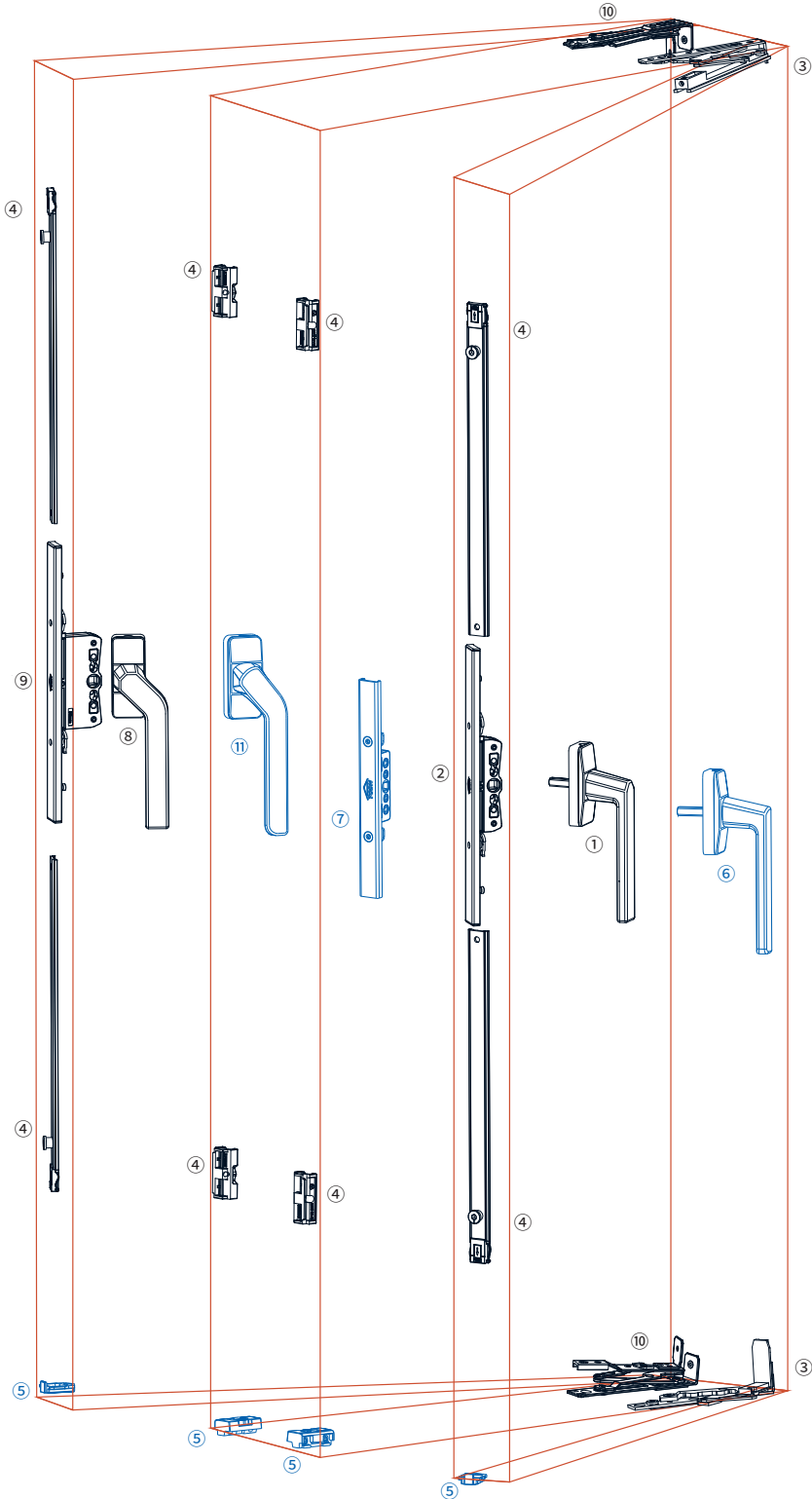
纱窗/Screen window				
序号/No.	名称/Name	型号/Code	数量/QTY	备注/Mark
9	拨叉执手 Handles with tongue	IHB00825	1	拨叉外露25mm Exposed spindle length 25mm
2	主传动杆 Main transmission rod	IMTR0512	1	销轴外露12mm Spindle exposed 12mm
10	纱窗隐藏式合页 Concealed screen hinge	ICH300\LR	1	180°开启 180°Open
4	单锁点四件套 Four piece set of single point lock	ISLF06	1	
5	支撑组件 Support components	ISCT02	1	选配 Optional
11	拨叉执手 Handles with tongue	IHB00625	1	选配，拨叉外露25mm Optional, Exposed spindle length 25mm

配置说明：  
Configuration instructions:

- 1、本配置适用窗扇高度为1500mm,窗扇宽度650mm以内的窗型。  
This configuration is suitable for window sash height of 1500mm and window sash width within 650mm.
- 2、滑撑最大承重60kg,建议窗型比(高/宽)保持在1.5:1。  
The maximum load-bearing capacity of sliding brace is 60kg, and it is recommended that the window ratio (height/width) be maintained at 1.5:1.
- 3、纱窗合页最大承重15kg。  
The maximum load-bearing capacity of the screen hinge is 15kg.
- 4、本配置适用C槽型材。  
This configuration is suitable for C-groove profiles.

IN100内平开窗纱一体系列

IN100 Open-in Side Hung Window With Screen Window Series



IN100内平开窗纱一体系列

IN100 Open-in Side Hung Window With Screen Window Series

玻璃窗/Glass window				
序号/No.	名称/Name	型号/Code	数量/QTY	备注/Mark
1	执手 Handle	IH00625	1	方钢外露25mm Exposed spindle length 25 mm
2	传动器 Transmitter	IAG0211	1	中心距11mm, 颜色可选银色或黑色 Center distance 11 mm, Color can be silver or black
3	隐藏式合页 Concealed hinge	ICH400\LR	1	
4	铝杆四件套 Aluminum rod set with four pieces set	ISLF08-300	1	
5	支撑组件 Support components	ISCT02	1	选配 Optional
6	执手 Handle	IH00825	1	选配, 方钢外露25mm Optional, Exposed spindle length 25 mm
7	传动器 Transmitter	IAG0111	1	中心距11 mm Center distance 11mm

纱窗/Screen window				
序号/No.	名称/Name	型号/Code	数量/QTY	备注/Mark
8	执手 Handle	IHS00625R	1	分左右, 方钢外露25mm Left &Right, Exposed spindle length 25 mm
9	传动器 Transmitter	IAG0230	1	中心距30mm, 颜色可选银色或黑色 Center distance 30 mm, Color can be silver or black
10	纱窗隐藏式合页 Concealed screen hinge	ICH300\LR	1	180°开启 180°Open
4	铝杆四件套 Aluminum rod set with four pieces set	ISLF08-300	1	
5	支撑组件 Support components	ISCT02	1	选配 Optional
11	执手 Handle	IHS00825R	1	选配, 分左右, 方钢外露25mm Optional, Left &Right, Exposed spindle length 25 mm

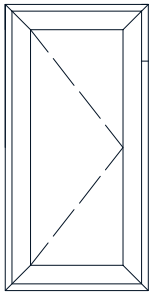
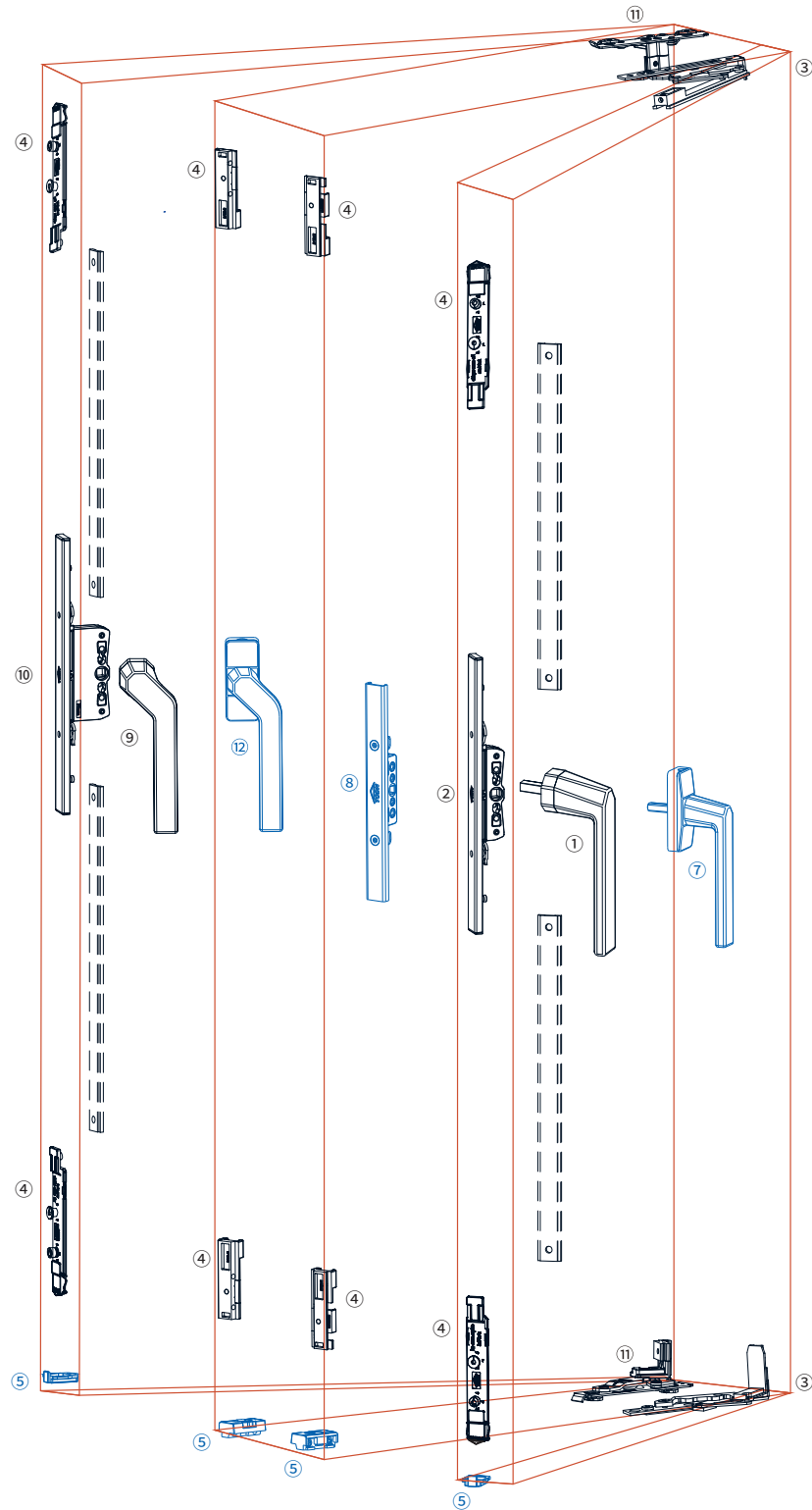
配置说明:

Configuration instructions:

- 本配置适用窗扇高度为1900mm,窗扇宽度800mm以内的窗型。  
This configuration is suitable for window sash height of 1900mm and window sash width within 800mm.
- 隐藏合页最大承重90kg,建议窗型比(高/宽)保持在1.5:1。  
The maximum load-bearing capacity of sliding brace is 90kg, and it is recommended that the window ratio (height/width) be maintained at 1.5:1.
- 纱窗合页最大承重15kg。  
The maximum load-bearing capacity of the screen hinge is 15kg.
- 本配置适用C槽型材。  
This configuration is suitable for C-groove profiles.

IN200内平开窗纱一体系列

IN200 Open-in Side Hung Window With Screen Window Series



IN200内平开窗纱一体系列

IN200 Open-in Side Hung Window With Screen Window Series

玻璃窗/Glass window				
序号/No.	名称/Name	型号/Code	数量/QTY	备注/Mark
1	执手 Handle	IH00525	1	方钢外露25mm Exposed spindle length 25mm
2	传动器 Transmitter	IAG0211	1	中心距11mm,颜色可选银色或黑色 Center distance 11 mm, Color can be silver or black
3	隐藏式合页 Concealed hinge	ICH400\LR	1	
4	锁闭四件套 Single lock four-piece set	ISLF02	1	
5	支撑组件 Support components	ISCT02	1	选配 Optional
7	执手 Handle	IH00625	1	选配, 方钢外露25mm Optional, Exposed spindle length 25mm
8	传动器 Transmitter	IAG0111	1	中心距11 mm Center distance 11mm

纱窗/Screen window				
序号/No.	名称/Name	型号/Code	数量/QTY	备注/Mark
9	执手 Handle	IHS00525R	1	分左右, 方钢外露25mm Exposed spindle length 25mm
10	传动器 Transmitter	IAG0230	1	中心距30mm, 颜色可选银色或黑色 Center distance 30 mm, Color can be silver or black
11	纱窗隐藏式合页 Concealed screen hinge	ICH200\LR	1	90°开启 90°Open
4	锁闭四件套 Single lock four-piece set	ISLF02	1	
5	支撑组件 Support components	ISCT02	1	选配 Optional
6	执手 Handle	IHS00625R	1	选配, 分左右, 方钢外露25mm Optional Left & Right, Optional, Exposed spindle length 25 mm

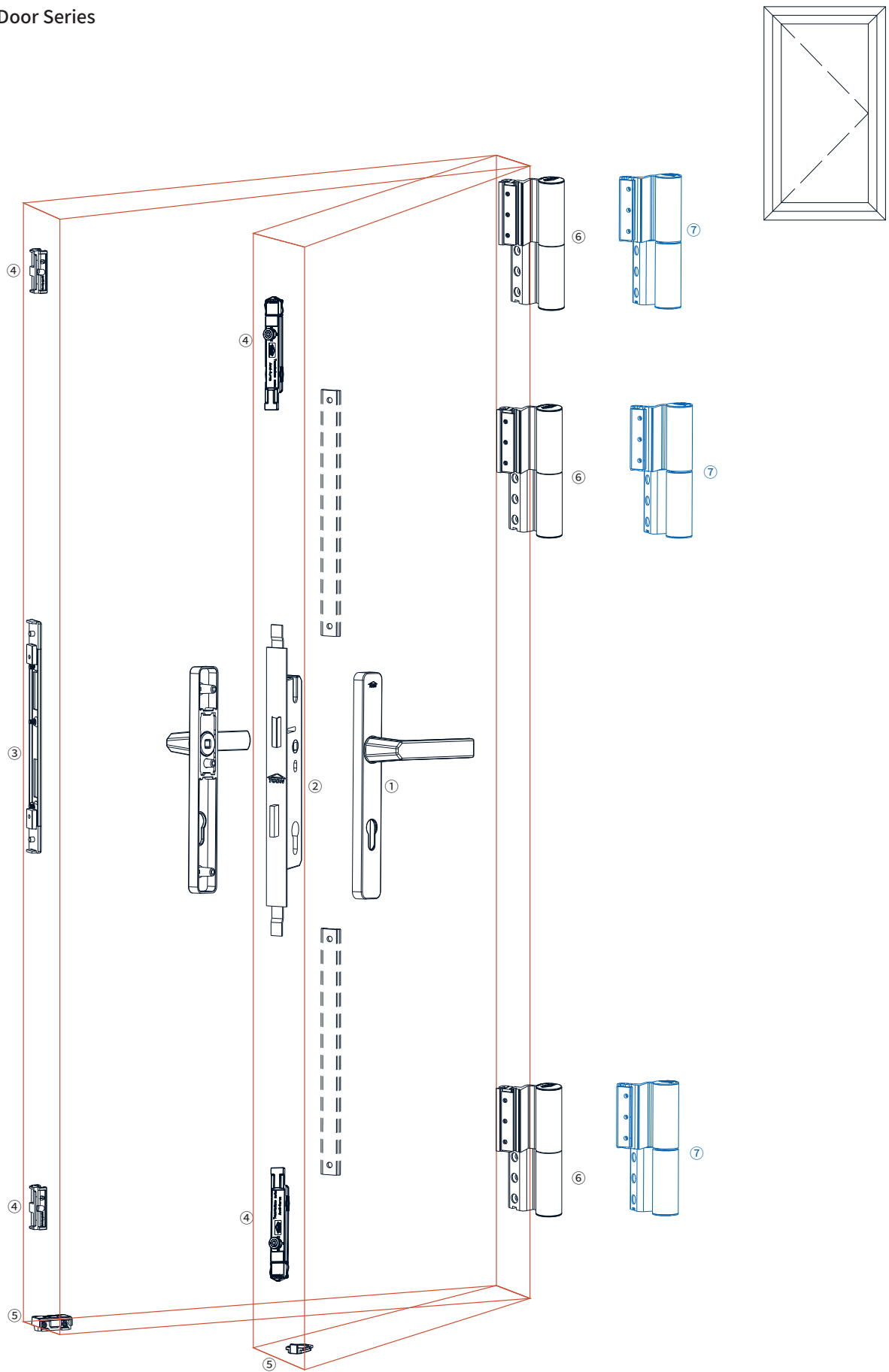
配置说明：  
Configuration instructions:

- 1、本配置适用窗扇高度为1900mm,窗扇宽度800mm以内的窗型。  
This configuration is suitable for window sash height of 1900mm and window sash width within 800mm.
- 2、隐藏合页最大承重90kg,建议窗型比(高/宽)保持在1.5:1。  
The maximum load-bearing capacity of sliding brace is 90kg, and it is recommended that the window ratio (height/width) be maintained at 1.5:1.
- 3、纱窗合页最大承重15kg。  
The maximum load-bearing capacity of the screen hinge is 15kg.
- 4、本配置适用C槽型材。  
This configuration is suitable for C-groove profiles.



IM100 平开门系列

IM100 Side Hung Door Series



IM100 平开门配置

IM100 Side Hung Door configuration

序号/No.	名称/Name	型号/Code	数量/QTY	备注/Mark
1	门执手 Door handle	IDHD03	1	
2	门锁 Door lock	IDL02030	1	中心距30mm Center distance30mm
3	锁面板 Locking plate	IFP02	1	
4	单锁点四件套 Single lock four-piece set	ISLF05A	1	
5	支撑组件 Support components	ISCT02	1	
6	门合页 Door hinge	IDHG02	3	适用于平框型材 Is suitable for flat frame
7	门合页 Door hinge	IDHG01	3	选配, 适用于扇包框型材 Optional, Is suitable for profile

配置说明：  
Configuration instructions:

- 1、门合页最大承重130kg。  
The maximum load-bearing capacity for door hinge is 130kg.
- 2、本配置适用C槽型材。  
This configuration is suitable for C-groove profiles.



从触觉、视觉、性能、到操作手感

拒绝平庸.....

## BLT系列窗执手

### BLT Series Window Handle

产品名称: 无基座执手

Product name: Handle without base

产品型号: IH00525(方钢外露25mm)

Product code: IH00525 (Exposed spindle length 25mm)

主要材质: 铝合金, 锌合金。

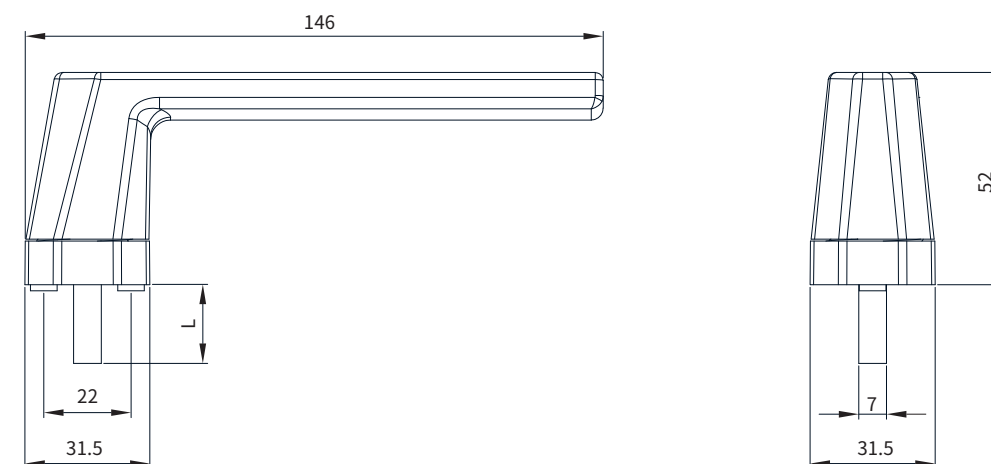
Main material: aluminum alloy, zinc alloy.

表面处理: 纳米涂层

Surface treatment: Nanocoating

方钢长度: L(25-45), L可定制。

Spindle length: L(25-45), L can be customized.



可选颜色/optional color



砚石黑  
Ink stone black



玛瑙棕  
Agate Brown



太空灰  
Space gray





### BLT系列窗执手

#### BLT Series Window Handle

产品名称:无基座执手

Product name: Handle without base

产品型号:IHS00545R(方钢外露45mm)

Product code: IHS00545R(exposed spindle length 45mm)

主要材质:铝合金,锌合金。

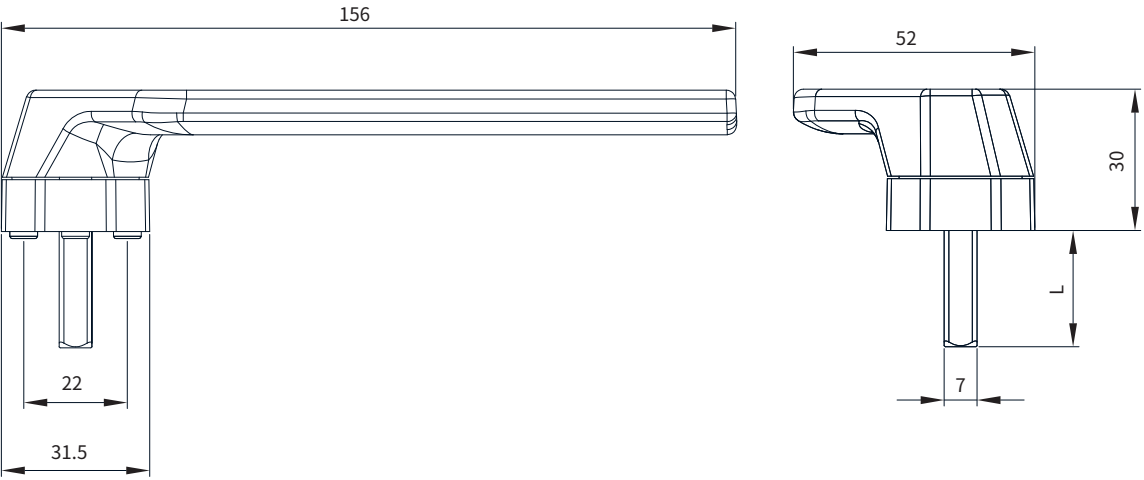
Main material: aluminum alloy, zinc alloy.

表面处理:纳米涂层

Surface treatment: Nanocoating

方钢长度:L(25-45), L可定制。

Spindle length: L(25-45), L can be customized.



可选颜色/optional color




砚石黑  
Ink stone black



玛瑙棕  
Agate Brown



太空灰  
Space gray



### BLT系列窗执手

#### BLT Series Window Handle

产品名称:执手

Product name: Handle

产品型号:IH00625(方钢外露25mm)

Product code: IH00625 (exposed spindle length 25mm)

主要材质:铝合金,锌合金。

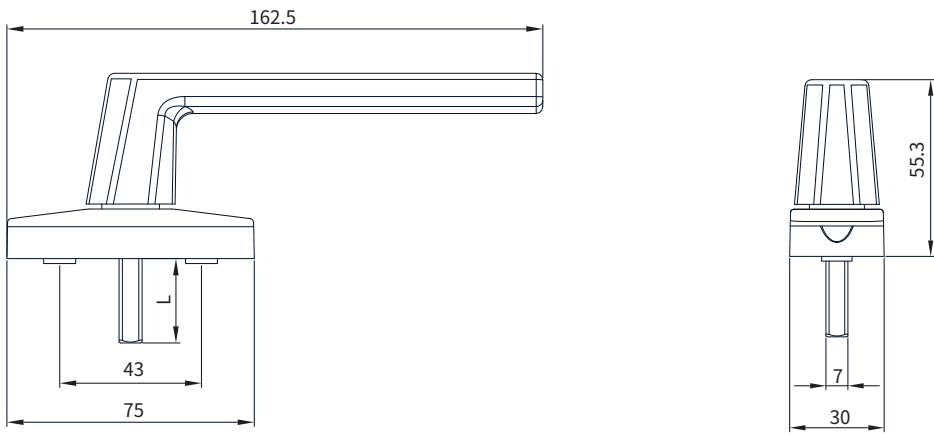
Main material: aluminum alloy, zinc alloy.

表面处理:纳米涂层

Surface treatment: Nanocoating

方钢长度:L(25-45), L可定制。

Spindle length: L(25-45), L can be customized.



可选颜色/optional color



砚石黑  
Ink stone black



玛瑙棕  
Agate Brown



太空灰  
Space gray





### BLT系列窗执手

#### BLT Series Window Handle

产品名称:执手

Product name: Handle

产品型号:IHS00625R(方钢外露25mm)

Product code: IHS00625R (exposed spindle length 25mm)

主要材质:铝合金,锌合金。

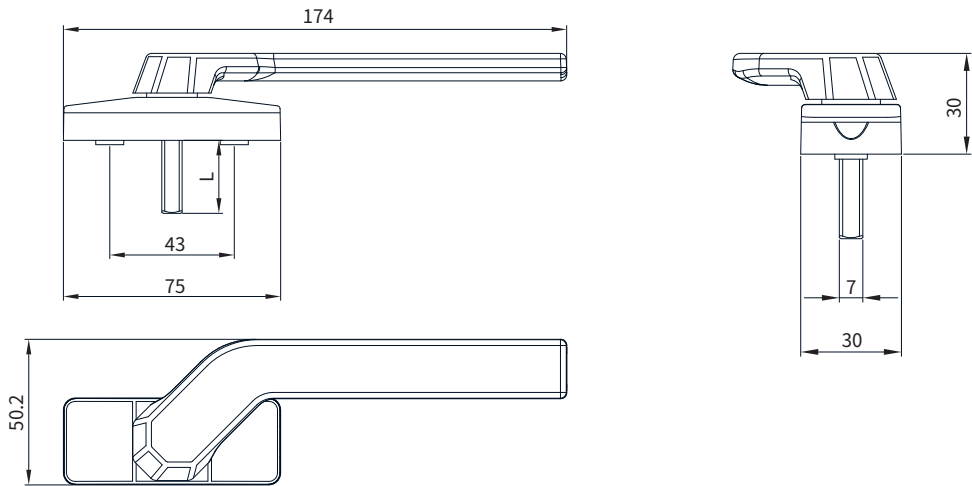
Main material: aluminum alloy, zinc alloy.

表面处理:纳米涂层

Surface treatment: Nanocoating

方钢长度:L(25-45), L可定制。

Spindle length: L(25-45), L can be customized.



可选颜色/optional color




砚石黑  
Ink stone black



玛瑙棕  
Agate Brown



太空灰  
Space gray



### BLT系列窗执手

#### BLT Series Window Handle

产品名称:拨叉执手

Product name: Handles with tongue

产品型号:IHB00645(拨叉外露45mm)

Product code: IHB00645 (Tongue exposed 45 mm)

主要材质:铝合金,锌合金。


Main material: aluminum alloy, zinc alloy.

表面处理:纳米涂层

Surface treatment: Nanocoating

拨叉长度:L(25-45) , L可定制(L<70mm )。

Tongue length: L(25-45), L can be customized ( L<70mm ).



可选颜色/optional color



砚石黑  
Ink stone black



玛瑙棕  
Agate Brown



太空灰  
Space gray



### BLT系列窗执手

#### BLT Series Window Handle

产品名称:拨叉执手

Product name: Handles with tongue

产品型号:IHBS00645R(拨叉外露45mm)

Product code: IHBS00645R(Tongue exposed 45 mm)

主要材质:铝合金,锌合金。

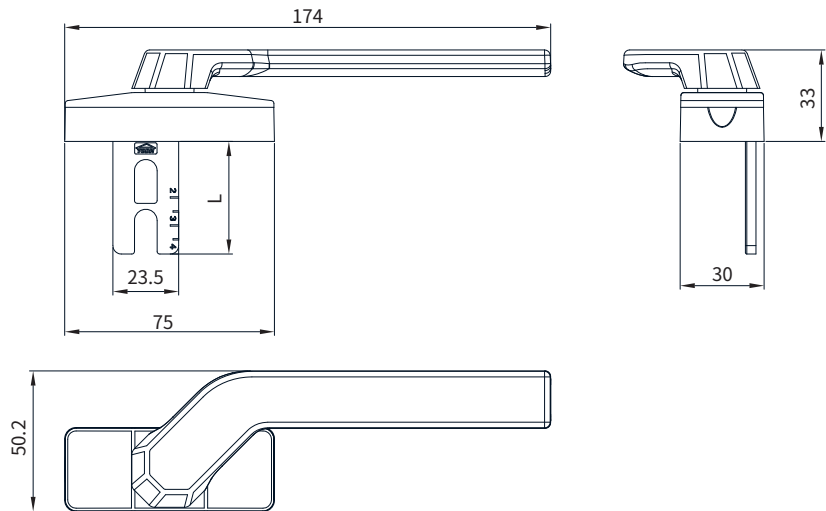
Main material: aluminum alloy, zinc alloy.

表面处理:纳米涂层


Surface treatment: Nanocoating

拨叉长度 :L(25-45), L可定制(L<70mm )。

Tongue length: L(25-45), L can be customized ( L<70mm ).



可选颜色/optional color



### BLT系列窗执手

#### BLT Series Window Handle

产品名称:执手

Product name: Handle

产品型号:IH3800625(方钢外露25mm)

Product code: IH3800625 (exposed spindle length 25mm)

主要材质:铝合金,锌合金。


Main material: aluminum alloy, zinc alloy.

表面处理:纳米涂层


Surface treatment: Nanocoating

方钢长度:L(25-45), L可定制。

Spindle length: L(25-45), L can be customized.



可选颜色/optional color



### BLT系列窗执手

#### BLT Series Window Handle

产品名称:拨叉执手

Product name: Handles with tongue

产品型号:IHB4100640(拨叉外露40mm)

Product code: IHB4100640 (Tongue exposed 40 mm)

主要材质:铝合金,锌合金。

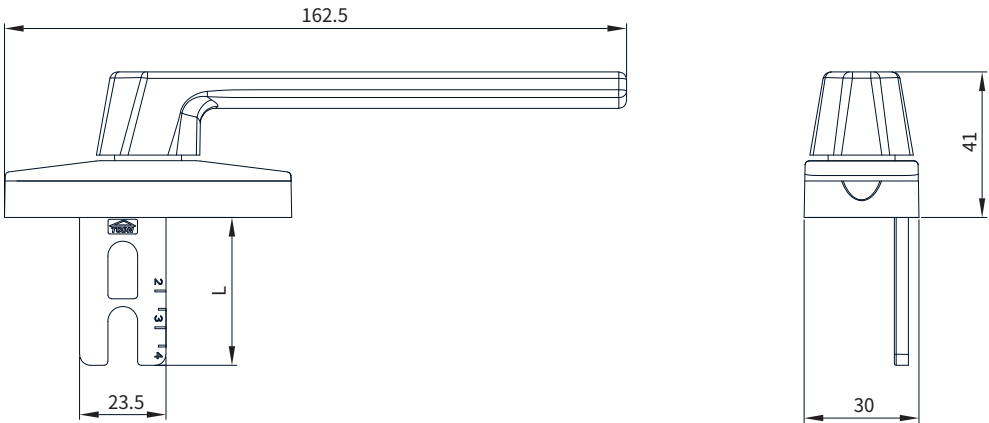
Main material: aluminum alloy, zinc alloy.

表面处理:纳米涂层

Surface treatment: Nanocoating

拨叉长度:L(20-70), L可定制。

Tongue length: L(20-70), L can be customized.



可选颜色/optional color



### BLT系列窗执手

#### BLT Series Window Handle

产品名称:拨叉执手

Product name: Handles with tongue

产品型号:IH00722(拨叉外露22mm)

Product code: IH00722 (Tongue exposed 22 mm)

主要材质:铝合金,锌合金。

Main material: aluminum alloy, zinc alloy.

表面处理:纳米涂层

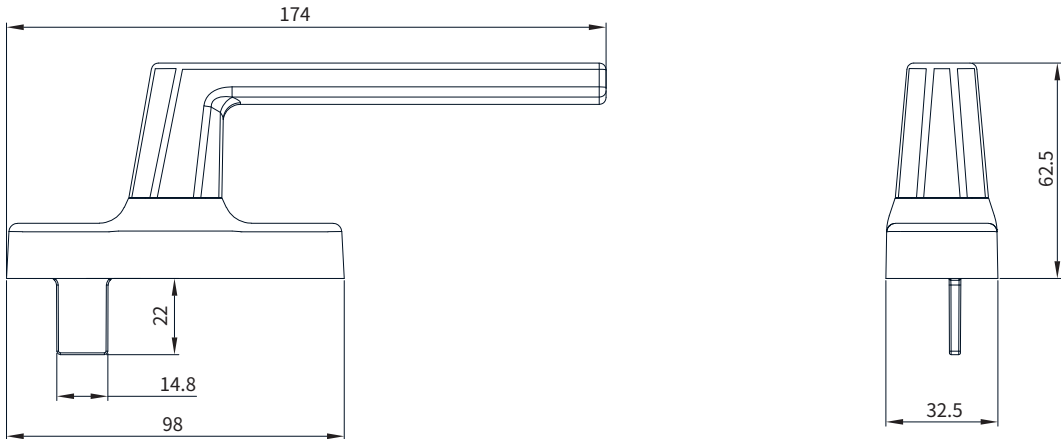
Surface treatment: Nanocoating

拨叉长度:22mm

Tongue length: 22mm

备注:与主传动杆IMTR06配合使用。

Mark: Match with main transmission rod IMTR06 to use.



可选颜色/optional color





## 窗执手

### Window Handle

产品名称:执手 (塑料底座)

Product name: Handle (Plastic base)

产品型号:IH00825(方钢外露25mm)

Product code: IH00825 (Exposed spindle length 25mm)

主要材质:铝合金,POM。

Main material: aluminum alloy, POM.

表面处理:喷涂


Surface treatment: Spraying

方钢长度:L(25-45), L可定制。

Spindle length: L(25-45), L can be customized.

注:非标颜色只做喷涂。

Note: Non-standard colors are only used for spraying.



可选颜色/optional color



炫夜黑  
Dazzle night black



珍珠白  
pearl white



银灰色  
silver grey



## 窗执手

### Window Handle

产品名称:执手 (塑料底座)

Product name: Handle (Plastic base)

产品型号:IHS00825R(方钢外露25mm)

Product code: IHS00825R(Exposed spindle length 25mm)

主要材质:铝合金,POM。

Main material: aluminum alloy, POM.

表面处理:喷涂

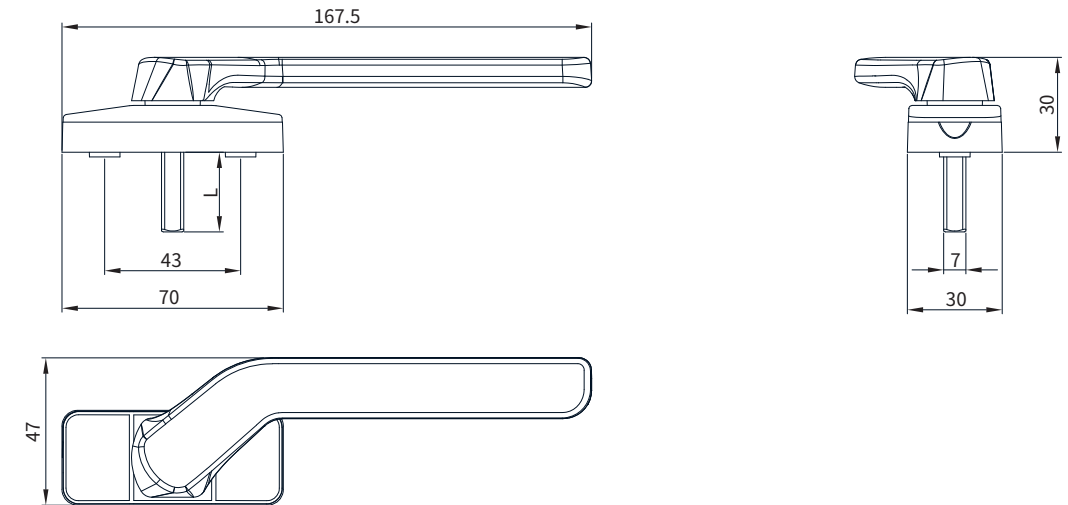
Surface treatment: Spraying

方钢长度:L(25-45), L可定制。

Spindle length: L(25-45), L can be customized.

注:非标颜色只做喷涂。

Note: Non-standard colors are only used for spraying.



可选颜色/optional color



炫夜黑  
Dazzle night black



珍珠白  
pearl white



银灰色  
silver grey



## 窗执手

### Window Handle

产品名称:拨叉执手

Product name: Handles with tongue

产品型号:IHB00840(拨叉外露40mm)

Product code: IHB00840(Tongue exposed 40 mm)

主要材质:铝合金,锌合金。

Main material: aluminum alloy, zinc alloy.

表面处理:喷涂

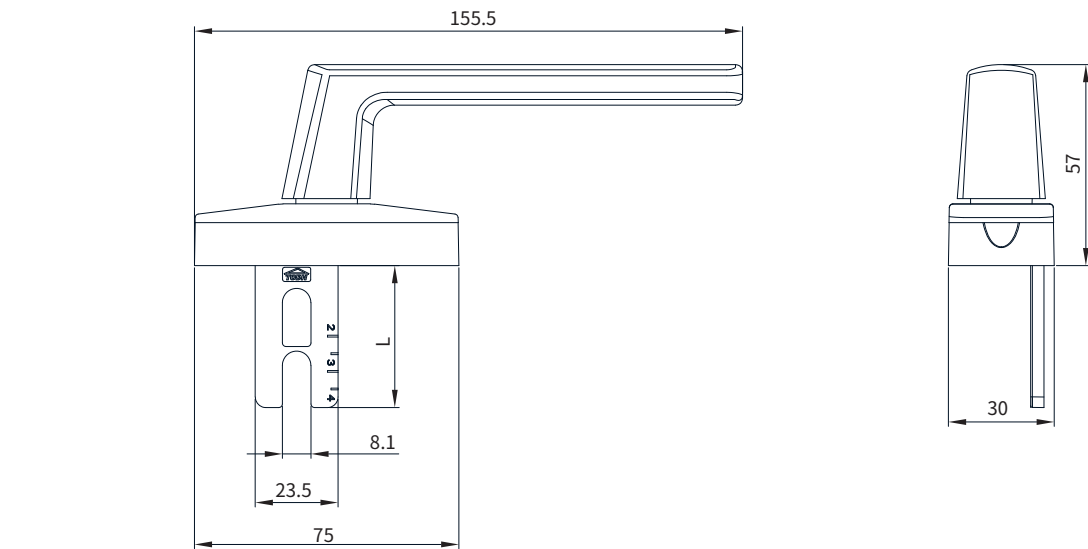
Surface treatment: Spraying

拨叉长度:L(20-70), L可定制。

Tongue length: L(20-70), L can be customized.

注:非标颜色只做喷涂。

Note: Non-standard colors are only used for spraying.



可选颜色/optional color



炫夜黑  
Dazzle night black



珍珠白  
pearl white



银灰色  
silver grey



## 窗执手

### Window Handle

产品名称:拨叉执手

Product name: Handles with tongue

产品型号:IHBS00840R(拨叉外露40mm)

Product code: IHBS00840R (Tongue exposed 40 mm)

主要材质:铝合金,锌合金。

Main material: aluminum alloy, zinc alloy.

表面处理:喷涂

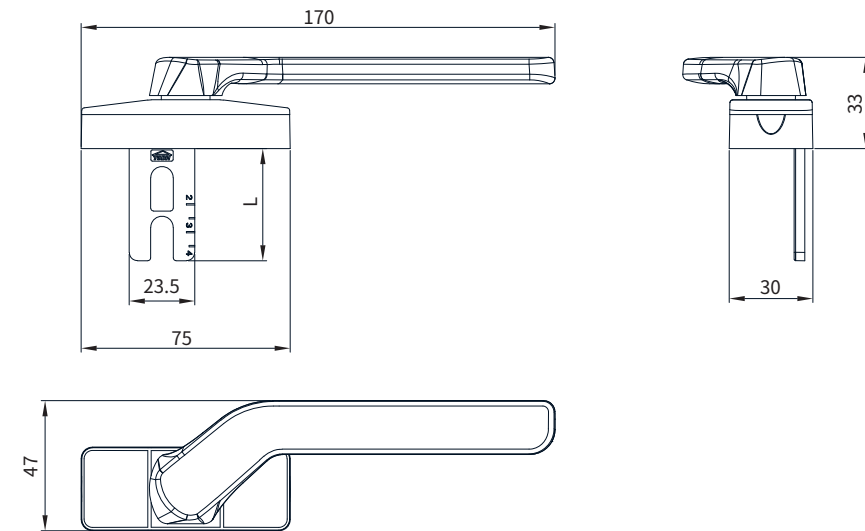
Surface treatment: Spraying

拨叉长度:L(20-70), L可定制。

Tongue length: L(20-70), L can be customized.

注:非标颜色只做喷涂。

Note: Non-standard colors are only used for spraying.



可选颜色/optional color



炫夜黑  
Dazzle night black



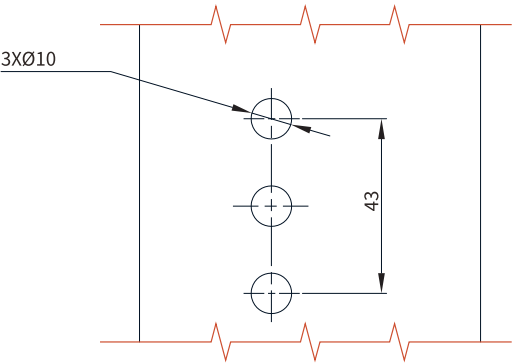
珍珠白  
pearl white



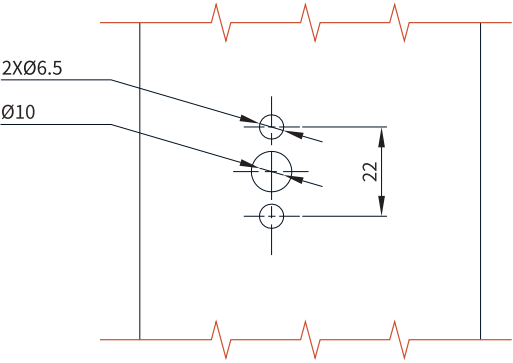
银灰色  
silver grey



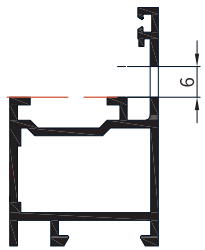
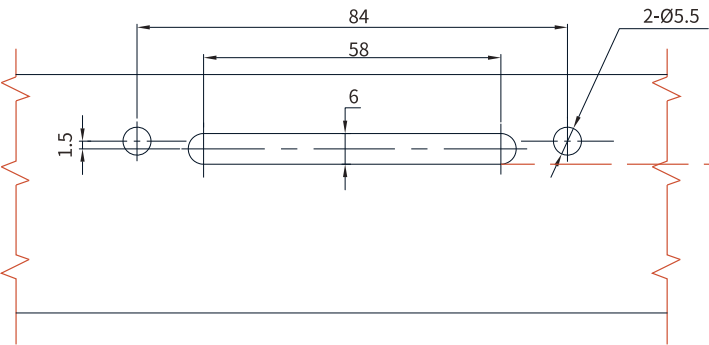
执手开孔示意图  
Handle Drilling Diagram



适用执手 Suitable handle	产品型号 Product Code
	IH006
	IHS006R/L
	IH008
	IHS008R/L
	IH38006



适用执手 Suitable handle	产品型号 Product Code
	IH005
	IHS005R/L

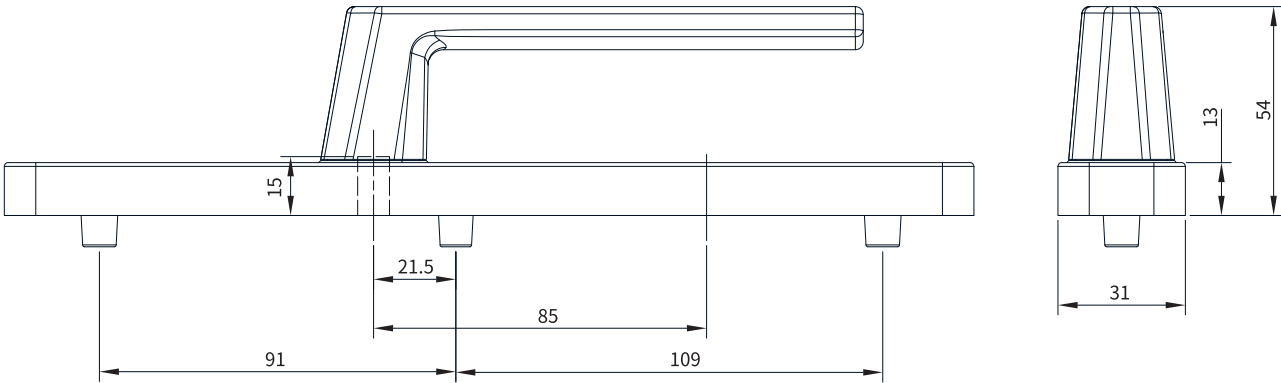


适用执手 Suitable handle	产品型号 Product Code
	IH007

门执手  
Door Handle

产品名称:门执手  
Product name: Doorhandle  
产品型号:IDHD03  
Product code: IDHD03  
主要材质:铝合金  
Main material: aluminum alloy

表面处理:纳米涂层  
Surface treatment: Nanocoating  
方钢长度:扇型材厚度+ ( 25-29mm )  
Spindle length: sash thickness+(25-29mm)  
螺钉长度(M5)L:扇型材厚度+ (11-15mm )  
Screw length(M5)L:sash thickness+ (11-15mm)



可选颜色/optional color




砚石黑  
Ink stone black



玛瑙棕  
Agate Brown

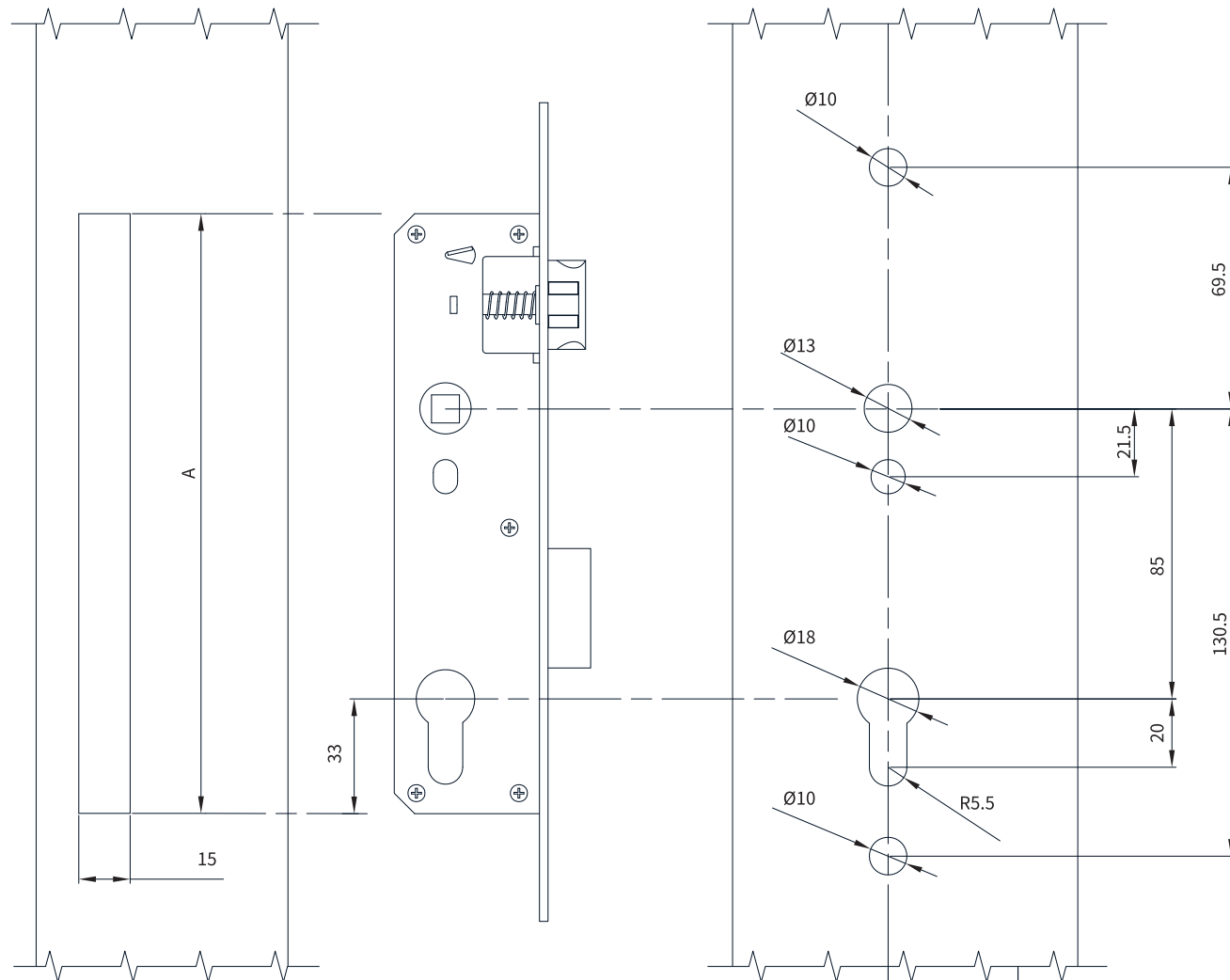


太空灰  
Space gray



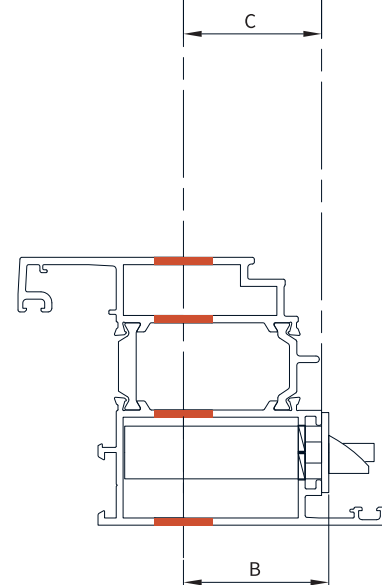


执手开孔示意图  
Handle Drilling Diagram



长度A Length A	适用门锁 Suitable door lock
180mm	IDL01030、IDL01035
200mm	IDL02030、IDL02034

长度A Length A	中心距B Center distance B	孔位C Hole position C
IDL01030	30mm	27.5mm
IDL01035	35mm	32.5mm
IDL02030	30mm	28mm
IDL02034	34mm	32mm



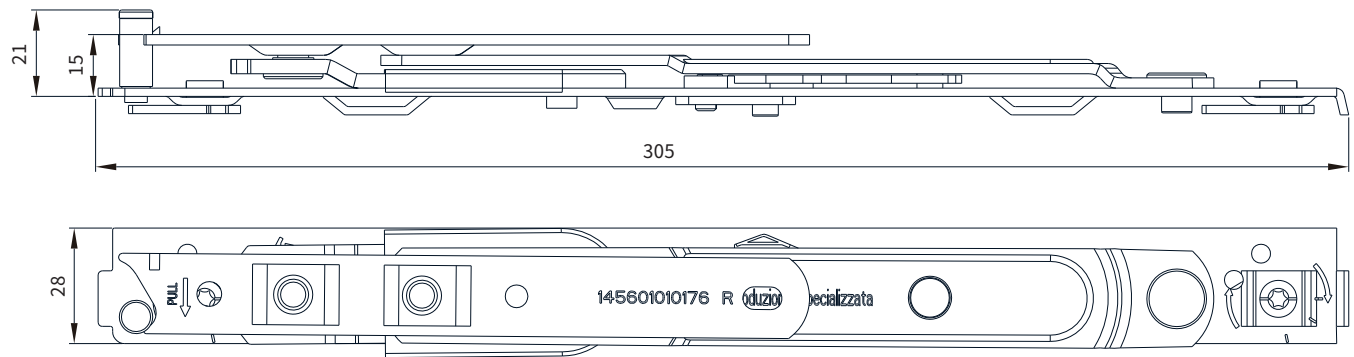


承重产品系列

Loading product series

产品名称:滑撑  
Product name: Friction stay  
产品型号:IFS100A\LR  
Product code:IFS100A\LR  
主要材质:SUS304  
Main material:SUS304  
最大承重:60KG  
Max loading:60KG

开启角度:90°  
Opening angle:90°  
适用型材:K槽、C槽  
Suitable profile: K groove, C groove  
适用范围:外平开窗  
Scope of application: open-out side hung window  
安装特点:免铣槽、自定位、夹持式预安装+螺钉紧固  
Installation features: no need mill profile, self-positioning, clamping type pre-installation + screw fastening

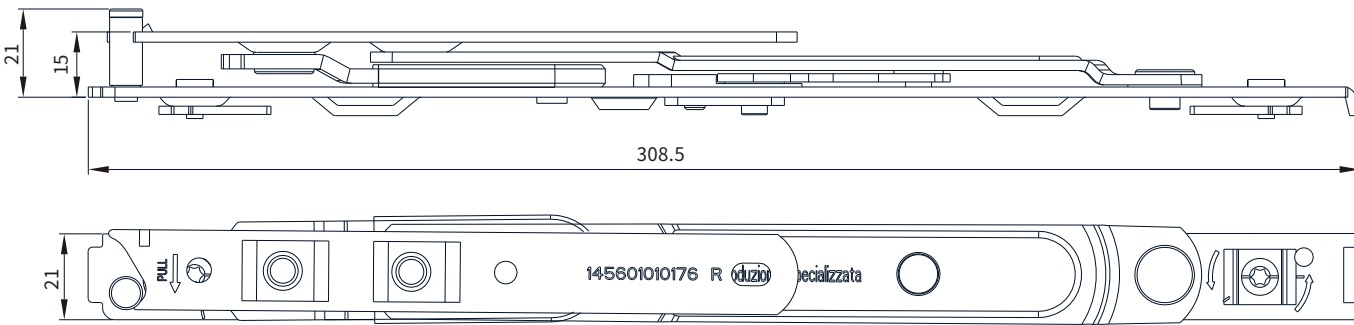


承重产品系列

Loading product series

产品名称:滑撑  
Product name: Friction stay  
产品型号:IFS200A\LR  
Product code:IFS200A\LR  
主要材质:SUS304  
Main material:SUS304  
最大承重:60KG  
Max loading:60KG

开启角度:90°  
Opening angle:90°  
适用型材:C槽  
Suitable profile: C groove  
适用范围:外平开窗  
Scope of application: open-out side hung window  
安装特点:免铣槽、自定位、夹持式预安装+螺钉紧固  
Installation features: no need mill profile, self-positioning, clamping type pre-installation+screw fastening



## 承重产品系列

### Loading product series

产品名称: 纱窗隐藏合页

Product name: Concealed screen hinge

产品型号: ICH200\LR

Product code: ICH200\LR

主要材质: SUS304

Main material: SUS304

最大承重: 15KG

Max loading: 15KG

开启角度: 90°

Opening angle: 90°

适用型材: C槽


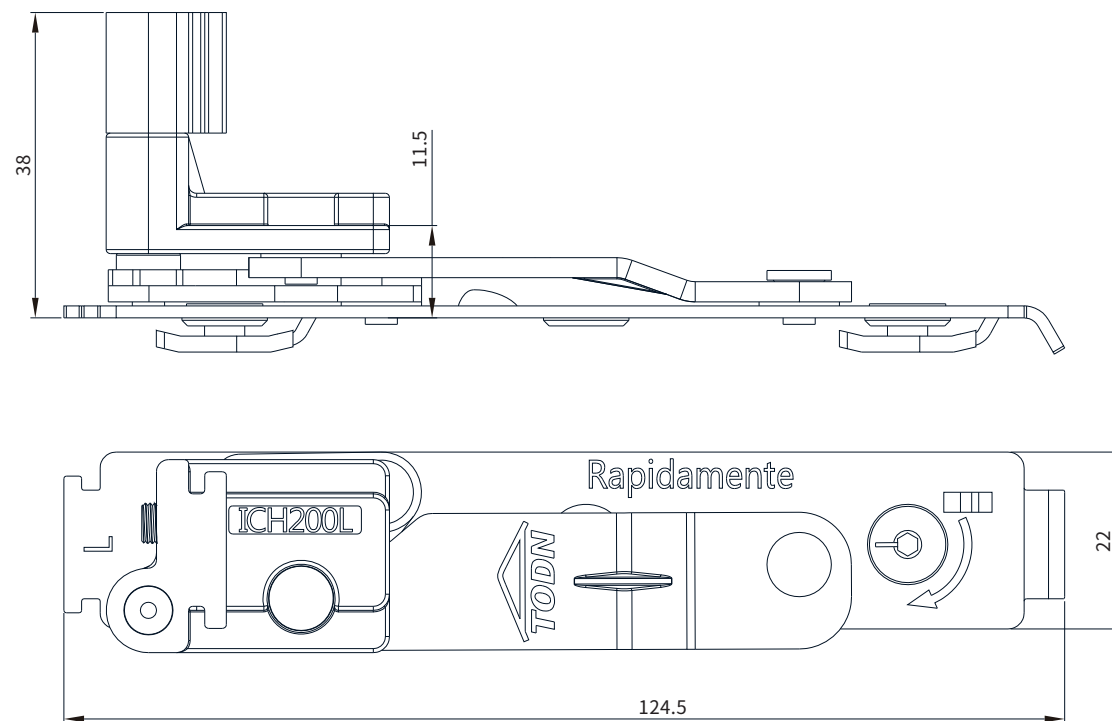
Suitable profile: C groove

适用范围: 平开纱窗

Scope of application: side hung screen window

安装特点: 自定位、夹持式预安装+螺钉紧固

Installation features: self-positioning,  
clamping type pre-installation + screw fastening



## 承重产品系列

### Loading product series

产品名称: 纱窗隐藏合页

Product name: Concealed screen hinge

产品型号: ICH200K\LR

Product code: ICH200K\LR

主要材质: SUS304

Main material: SUS304

最大承重: 15KG

Max loading: 15KG

开启角度: 90°

Opening angle: 90°

适用型材: K槽


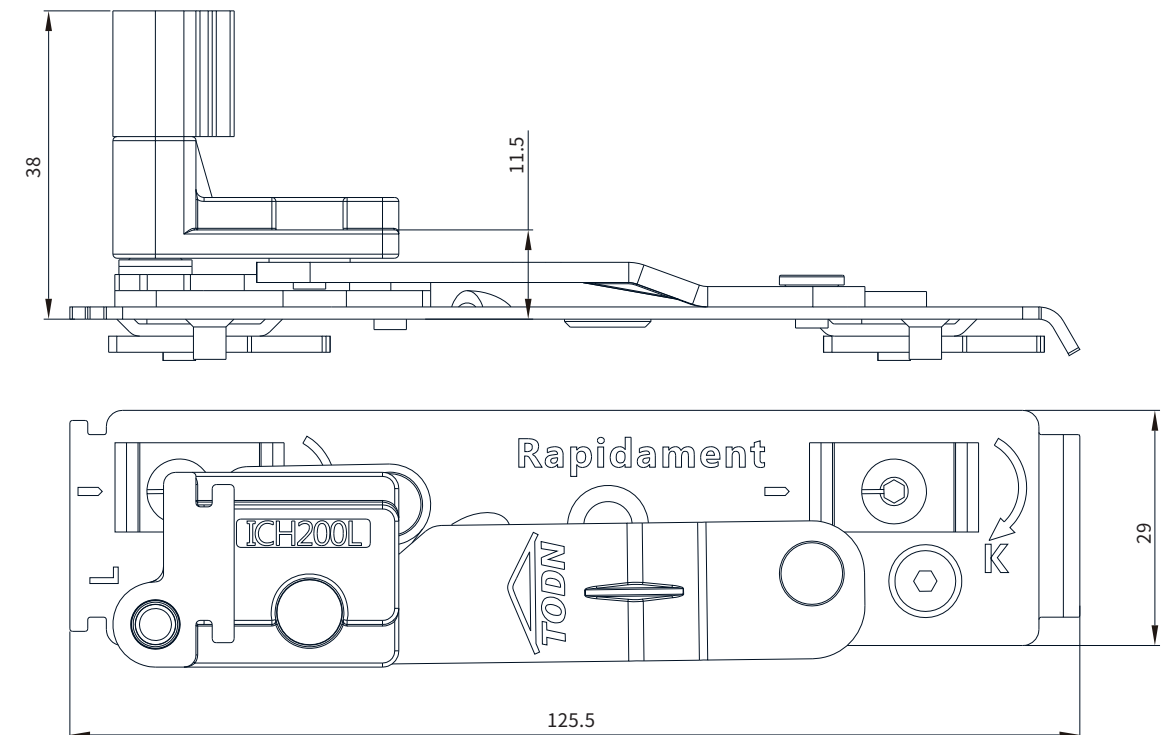
Suitable profile: K groove

适用范围: 平开纱窗

Scope of application: side hung screen window

安装特点: 自定位、夹持式预安装+螺钉紧固

Installation features: self-positioning,  
clamping type pre-installation + screw fastening



## 承重产品系列

### Loading product series

产品名称: 门合页

Product name: Door hinge

产品型号: IDHG01

Product code: IDHG01

最大承重: 130KG

Max loading: 130KG

开启角度: 180°

Opening angle: 180°

适用型材: 欧标C槽, 扇包框型材

Suitable profile: European standard C slot,  
fan frame profile

适用范围: 平开门

Scope of application: side hung door

表面处理: 纳米涂层

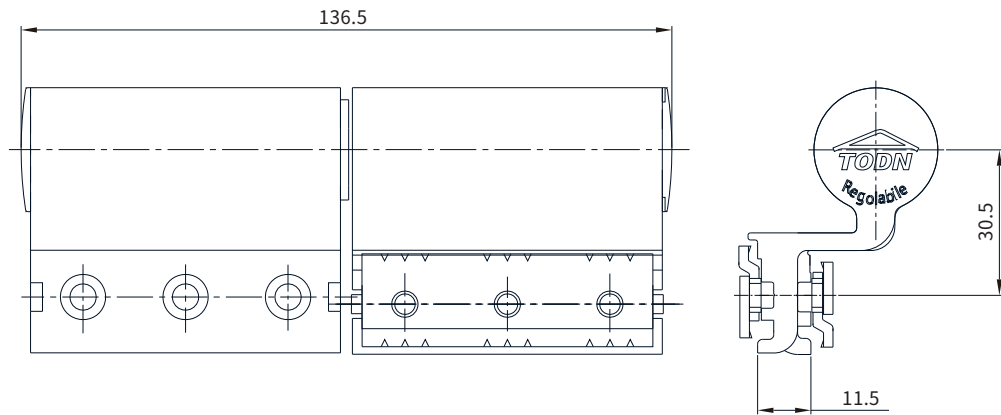
Surface treatment: Nanocoating

调节: 三维可调

Adjustment: three-dimensional adjustable

安装方式: 夹持式安装

Installation method: clamping installation



可选颜色/optional color




砚石黑  
Ink stone black



玛瑙棕  
Agate Brown



太空灰  
Space gray



## 承重产品系列

### Loading product series

产品名称: 门合页

Product name: Door hinge

产品型号: IDHG02

Product code: IDHG02

最大承重: 130KG

Max loading: 130KG

开启角度: 180°

Opening angle: 180°

适用型材: 欧标C槽, 平框型材

Suitable profile: European standard C slot,  
flat frame profile

适用范围: 平开门

Scope of application: side hung door

表面处理: 纳米涂层

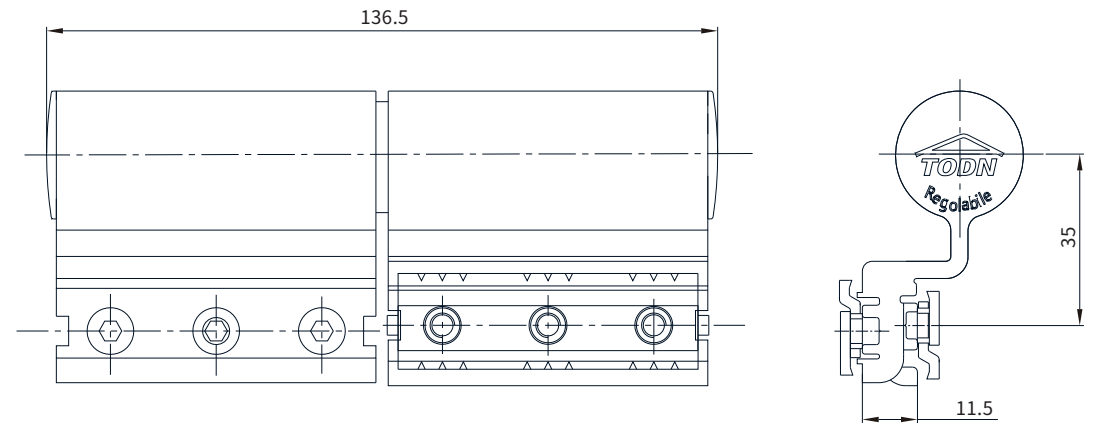
Surface treatment: Nanocoating

调节: 三维可调

Adjustment: three-dimensional adjustable

安装方式: 夹持式安装

Installation method: clamping installation



可选颜色/optional color



砚石黑  
Ink stone black



玛瑙棕  
Agate Brown



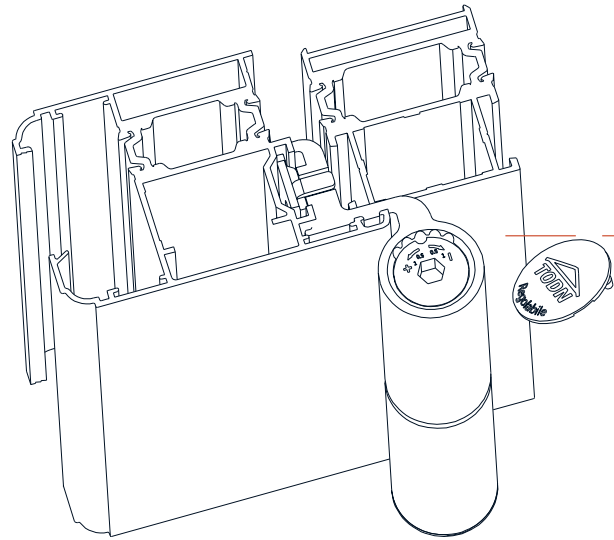
太空灰  
Space gray



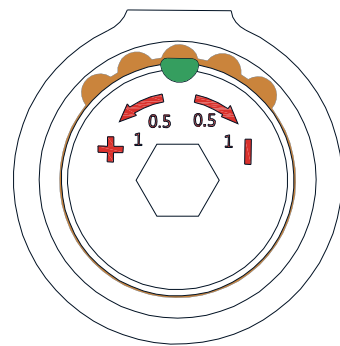


## 门合页简介

### Door hinge introduction

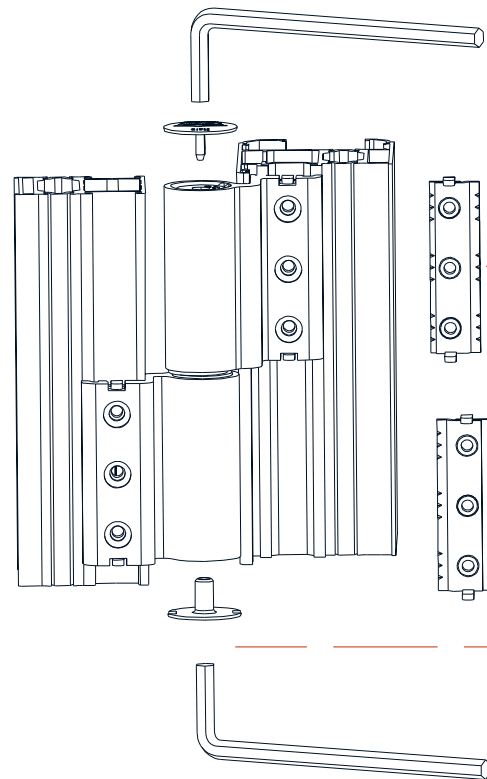


取下端盖通过内六角扳手调节, 调节量:  $\pm 1\text{mm}$ 。  
Remove the end cover and adjust the adjustment amount with an Allen key:  $\pm 1\text{mm}$ .



说明: 调节时注意图示绿色半圆槽需与黄色半圆槽形成圆形, 以便端盖安装固定。

Note: When adjusting, pay attention to the green semi-circular groove. The circular groove is formed into a circle to facilitate the installation and fixation of the end cover.



后装式夹紧块。  
after-mounted clamping block.

取下端盖通过内六角扳手调节, 调节量:  $+3\text{mm}$ 。  
Remove the end cover and adjust it with an Allen key, the amount of adjustment:  $+3\text{mm}$ .

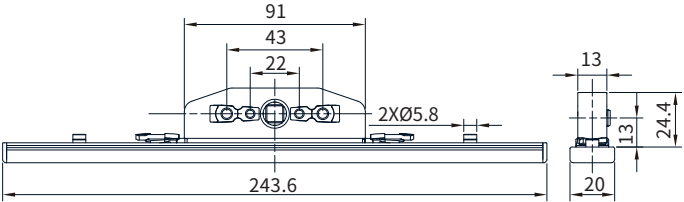


DJO 系列传动器

DJO Series Transmitter

产品名称: 传动器  
Product name: transmitter  
产品型号: IAG13A  
Product code: IAG13A  
主要材质: 锌合金、铝合金  
Main material: zinc alloy, aluminum alloy  
传动方向: 单向, 行程36mm  
Transmission direction: unidirectional, stroke 36mm

表面处理: 氧化或喷涂  
Surface treatment: oxidation or spraying  
安装方式: 夹持式  
Installation method: clamp type  
适用范围: 内平开下悬  
Scope of application: open-inside hung windows  
面板颜色: 银色或黑色  
Plate color: Silver or Black

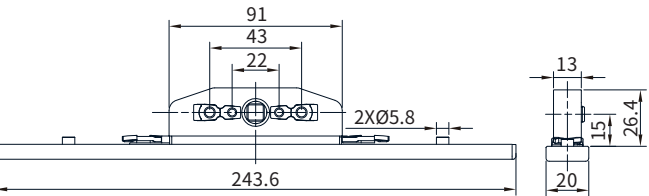


DJO 系列传动器

DJO Series Transmitter

产品名称: 传动器  
Product name: transmitter  
产品型号: IAG15  
Product code: IAG15  
主要材质: 锌合金、铝合金  
Main material: zinc alloy, aluminum alloy  
传动方向: 单向, 行程36mm  
Transmission direction: unidirectional, stroke 36mm

表面处理: 氧化或喷涂  
Surface treatment: oxidation or spraying  
安装方式: 夹持式  
Installation method: clamp type  
面板颜色: 银色或黑色  
Plate color: Silver or Black  
适用范围: 内平开下悬  
Scope of application: open-inside hung windows


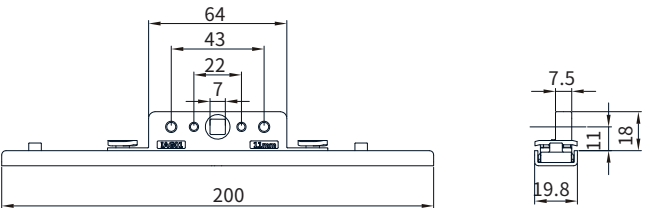


传动产品系列

Transmission Product Series

产品名称: 不锈钢传动器  
Product name: transmitter  
产品型号: ISG0111  
Product code: ISG0111  
主要材质: 不锈钢、锌合金  
Main material: Stainless steel, Aluminum ally

传动方向: 单向, 行程18mm  
Transmission direction: unidirectional, stroke 18 mm  
表面处理: 拉丝  
Surface treatment: wiredrawing  
安装方式: 夹持式  
Installation method: clamp type

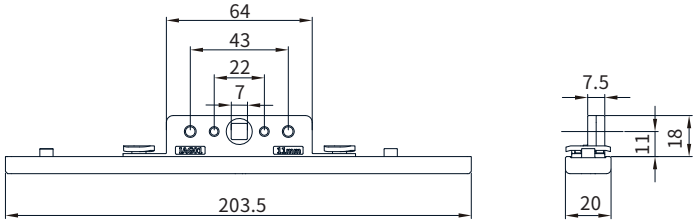


传动产品系列

Transmission Product Series

产品名称: 传动器  
Product name: transmitter  
产品型号: IAG0111  
Product code: IAG0111  
主要材质: 锌合金、铝合金  
Main material: Zinc alloy, Aluminum alloy  
传动方向: 单向, 行程18mm  
Transmission direction: unidirectional, stroke 36mm

表面处理: 氧化  
Surface treatment: oxidation  
安装方式: 夹持式  
Installation method: clamp type  
面板颜色: 银色  
Plate color: Silver

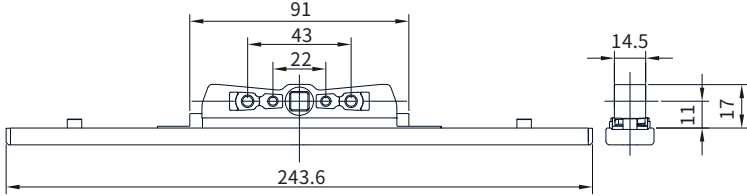


传动产品系列

Transmission Product Series

产品名称: 传动器  
Product name: transmitter  
产品型号: IAG0211  
Product code: IAG0211  
主要材质: 锌合金、铝合金  
Main material: zinc alloy, aluminum alloy  
传动方向: 双向, 行程16mm  
Transmission direction: bidirectional, stroke 16mm

表面处理: 氧化或喷涂  
Surface treatment: oxidation or spraying  
安装方式: 夹持式  
Installation method: clamp type  
面板颜色: 银色或黑色  
Plate color: Silver or Black

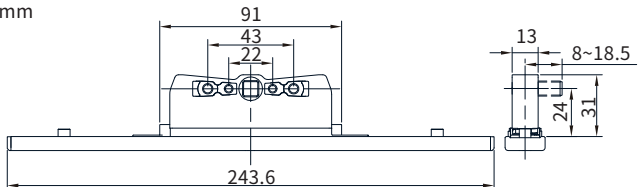


传动产品系列

Transmission Product Series

产品名称: 传动器  
Product name: transmitter  
产品型号: IAG0224  
Product code: IAG0224  
主要材质: 锌合金、铝合金  
Main material: zinc alloy, aluminum alloy  
传动方向: 双向, 行程18mm  
Transmission direction: bidirectional, stroke 18mm

表面处理: 氧化或喷涂  
Surface treatment: oxidation or spraying  
安装方式: 夹持式  
Installation method: clamp type  
面板颜色: 银色或黑色  
Plate color: Silver or Black




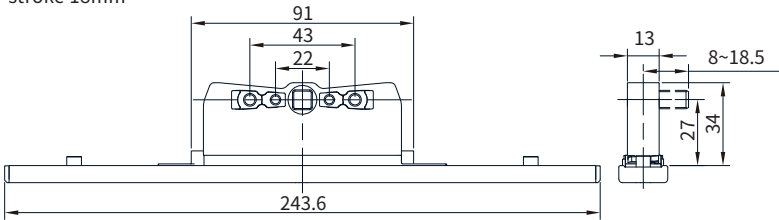


传动产品系列

Transmission Product Series

产品名称: 传动器  
Product name: transmitter  
产品型号: IAG0227  
Product code: IAG0227  
主要材质: 锌合金、铝合金  
Main material: Zinc alloy, Aluminum alloy  
传动方向: 双向, 行程18mm  
Transmission direction: bidirectional, stroke 18mm

表面处理: 氧化或喷涂  
Surface treatment: oxidation or spraying  
安装方式: 夹持式  
Installation method: clamp type  
面板颜色: 银色或黑色  
Plate color: Silver or Black

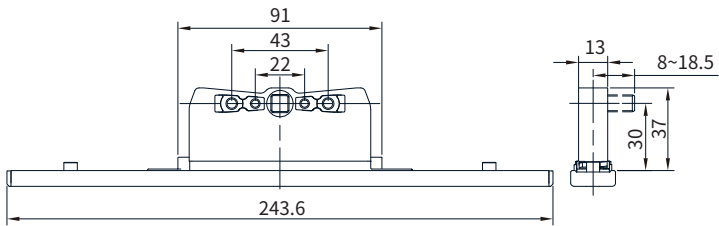


传动产品系列

Transmission Product Series

产品名称: 传动器  
Product name: transmitter  
产品型号: IAG0230  
Product code: IAG0230  
主要材质: 锌合金、铝合金  
Main material: Zinc alloy, Aluminum alloy  
传动方向: 双向, 行程18mm  
Transmission direction: bidirectional, stroke 18mm

表面处理: 氧化或喷涂  
Surface treatment: oxidation or spraying  
安装方式: 夹持式  
Installation method: clamp type  
面板颜色: 银色或黑色  
Plate color: Silver or Black

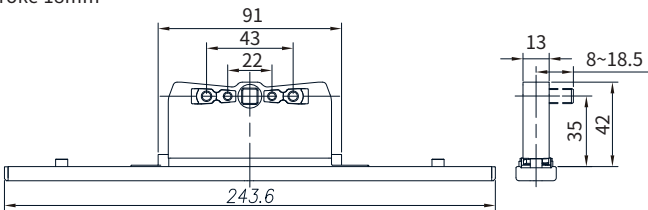


传动产品系列

Transmission Product Series

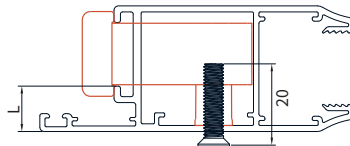
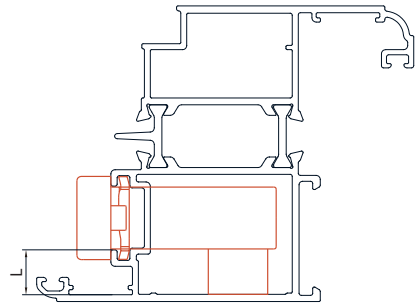
产品名称: 传动器  
Product name: transmitter  
产品型号: IAG0235  
Product code: IAG0235  
主要材质: 锌合金、铝合金  
Main material: Zinc alloy, Aluminum alloy  
传动方向: 双向, 行程18mm  
Transmission direction: bidirectional, stroke 18mm

表面处理: 氧化或喷涂  
Surface treatment: oxidation or spraying  
安装方式: 夹持式  
Installation method: clamp type  
面板颜色: 银色或黑色  
Plate color: Silver or Black



传动器选配注意事项:

Selection considerations of transmitter:

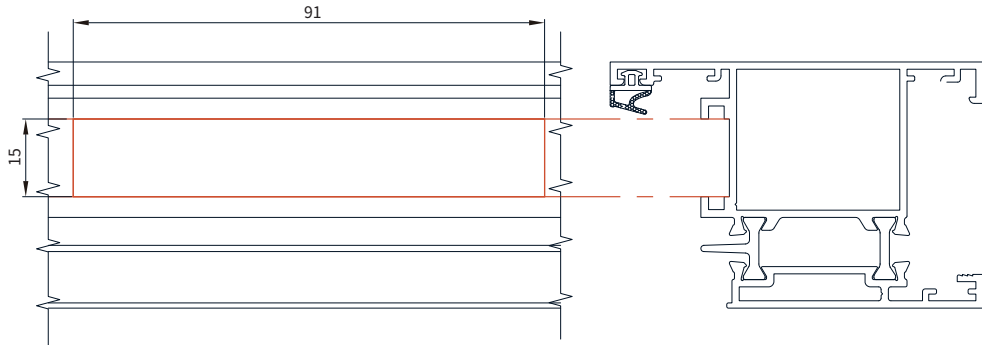


②与无基座执手搭配时，传动器螺钉规格选择:  
When match with hand le without base,the selection of transmitter screw size:

IAG13A IAG15	8.5≤L≤12.5, 选用M4X20; 8.5≤L≤12.5, Selection M4X20 L为其他尺寸时，请咨询公司技术 When L is other sizes, please consult the company's technology
-----------------	--

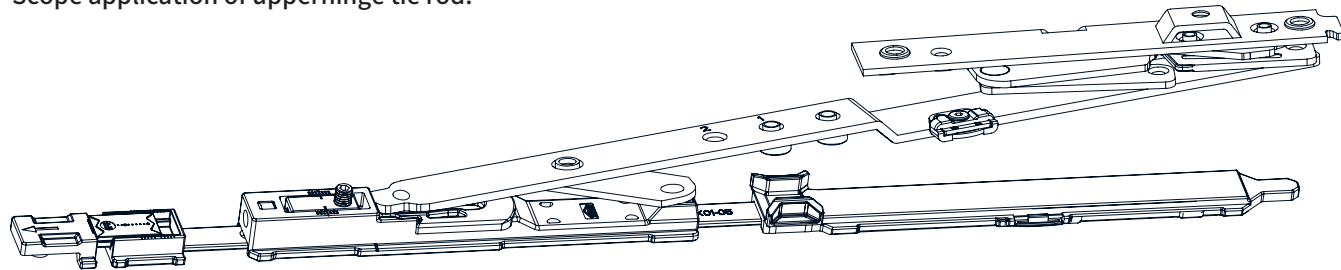
①传动器根据壳体距型材壁的距离选配:  
Transmitteris optional according to the distance between the shell and the profile wall:  
L>12无适用的传动器  
L>12 Without the suitable transmittter

③传动器型材开口尺寸。  
Driver profile opening size.



上合页拉杆适用范围:

Scope application of upperhinge tie rod:

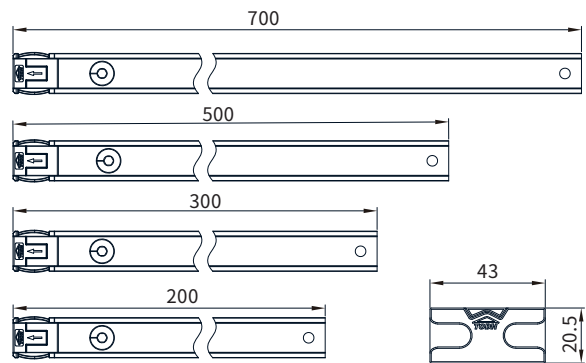


180°上合页拉杆 180° Uppar hinge connector rod		
名称/Name	型号/Code	适用范围（扇槽口尺寸） Installation features (Fan slot size)
上合页拉杆 Uppar hinge connect ord	ITDSX05R/L ITDSZX05R/L	390mm-490mm
上合页拉杆 Uppar hinge connect ord	ITDSX01R/L ITDSZX01R/L	490mm-790mm
上合页拉杆 Uppar hinge connect ord	ITDSX02R/L ITDSZX02R/L	790mm-1100mm

95°上合页拉杆 95° Upper hinge connector rod		
名称/Name	型号/Code	适用范围（扇槽口尺寸） Installation features (Fan slot size)
上合页拉杆 Uppar hinge connect ord	ITDSX06R/L ITDSZX06R/L	390mm-490mm
上合页拉杆 Uppar hinge connect ord	ITDSX03R/L ITDSZX03R/L	490mm-790mm
上合页拉杆 Uppar hinge connect ord	ITDSX04R/L ITDSZX04R/L	790mm-1100mm

## 锁闭产品系列

### Locking part seies

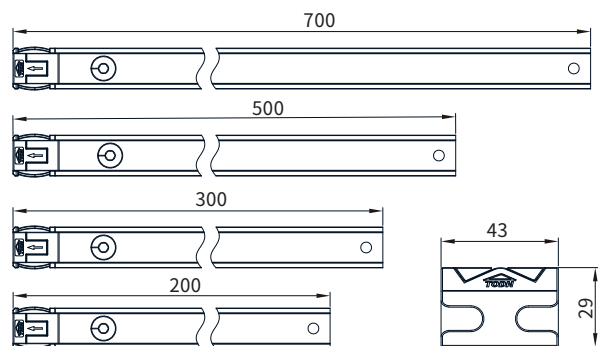


产品名称: 铝杆四件套  
Product name: Aluminum rod set with four pieces  
产品型号: ISLF08-L  
Product code: ISLF08-L  
主要材质: 铝合金  
Main material: aluminum alloy  
适用型材: C槽  
Suitable profile: C groove  
铝杆长度: L=200mm、300mm、500mm、700mm  
Aluminum rod length: L=200mm、300mm、500mm、700mm



## 锁闭产品系列

### Locking part seies




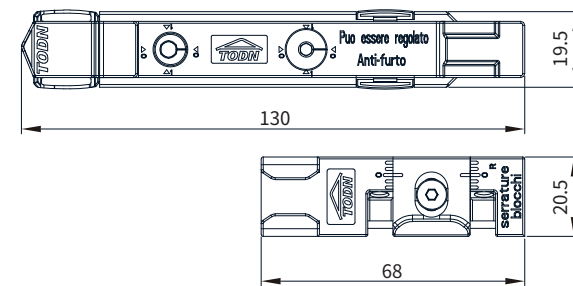
产品名称: 铝杆四件套  
Product name: Aluminum rod set with four pieces  
产品型号: IKSLF08-L  
Product code: IKSLF08-L  
主要材质: 铝合金  
Main material: aluminum alloy  
适用型材: K槽  
Suitable profile: K groove  
铝杆长度: L=200mm、300mm、500mm、700mm  
Aluminum rod length: L=200mm、300mm、500mm、700mm



## 锁闭产品系列

### Locking part seies


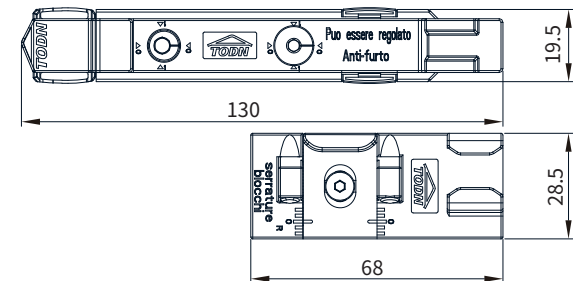
产品名称: 锁闭四件套  
Product name: Locking four-piece set  
产品型号: ISLF02  
Product code: ISLF02  
主要材质: 锌合金  
Main material: zinc alloy  
表面处理: 电镀  
Surface treatment: plating  
适用型材: C槽  
Suitable profile: C groove



## 锁闭产品系列

### Locking part seies


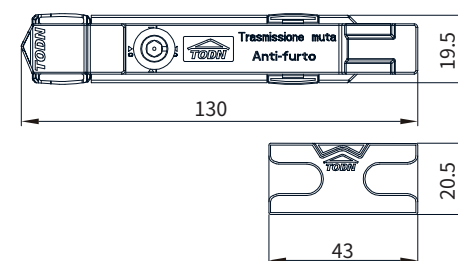
产品名称: 锁闭四件套  
Product name: Locking four-piece set  
产品型号: IKSLF02  
Product code: IKSLF02  
主要材质: 锌合金  
Main material: zinc alloy  
表面处理: 电镀  
Surface treatment: plating  
适用型材: K槽  
Suitable profile: K groove



## 锁闭产品系列

### Locking part seies

产品名称: 单锁点四件套  
Product name: Single lock four-piece set  
产品型号: ISLF05A  
Product code: ISLF05A  
主要材质: 锌合金  
Main material: zinc alloy  
表面处理: 电镀  
Surface treatment: plating  
适用型材: C槽  
Suitable profile: C groove




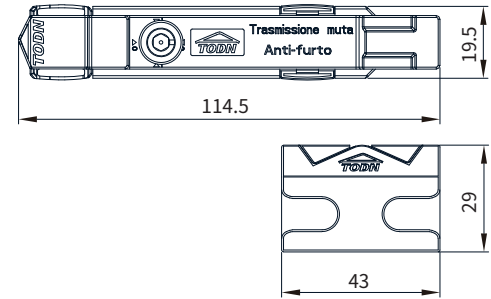


## 锁闭产品系列

### Locking part seies

产品名称:单锁点四件套  
Product name:Single lock four-piece set  
产品型号:IKSLF05A  
Product code: IKSLF05A  
主要材质:锌合金  
Main material:zinc alloy

表面处理:电镀  
Surface treatment: plating  
适用型材:K槽  
Suitable profile: K groove


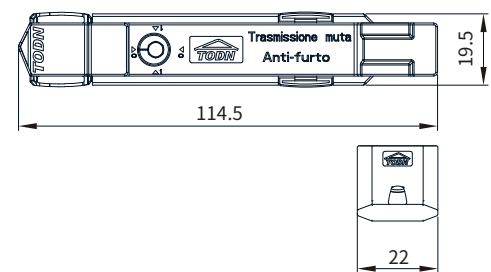


## 锁闭产品系列

### Locking part seies

产品名称:单锁点四件套  
Product name:Single lock four-piece set  
产品型号:ISLF06  
Product code: ISLF06  
主要材质:锌合金  
Main material:zinc alloy

表面处理:电镀  
Surface treatment: plating  
适用型材:C槽  
Suitable profile: C groove

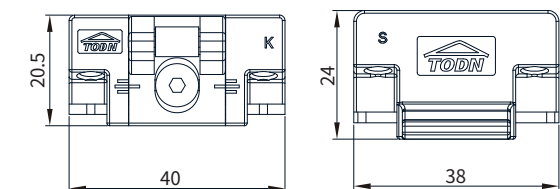


## 锁闭产品系列

### Locking part seies

产品名称:中间锁块  
Product name:Mid locking plate  
产品型号:IMLP01  
Product code: IMLP01  
主要材质:锌合金  
Main material:zinc alloy

表面处理:电镀  
Surface treatment: plating  
适用型材:C槽  
Suitable profile: C groove

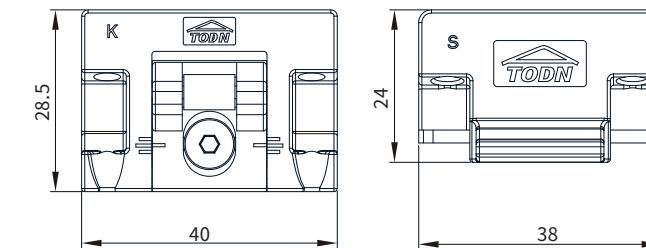


## 锁闭产品系列

### Locking part seies

产品名称:中间锁块  
Product name:Mid locking plate  
产品型号:IKMLP01  
Product code: IKMLP01  
主要材质:锌合金  
Main material:zinc alloy

表面处理:电镀  
Surface treatment: plating  
适用型材:K槽  
Suitable profile: K groove

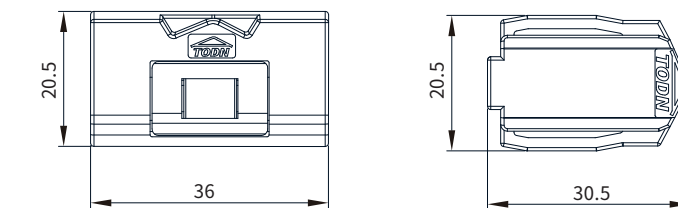


## 锁闭产品系列

### Locking part seies

产品名称:支撑组件  
Product name:Support components  
产品型号:ISCT02  
Product code: ISCT02  
主要材质:锌合金  
Main material: zinc alloy

表面处理:电镀  
Surface treatment: plating  
适用型材:C槽  
Suitable profile: C groove


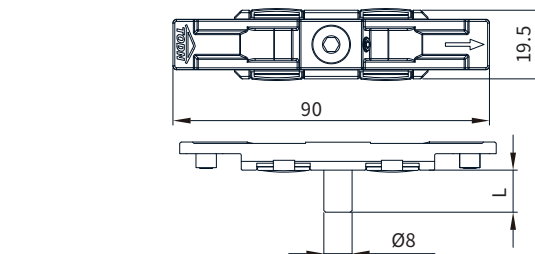


## 锁闭产品系列

### Locking part seies

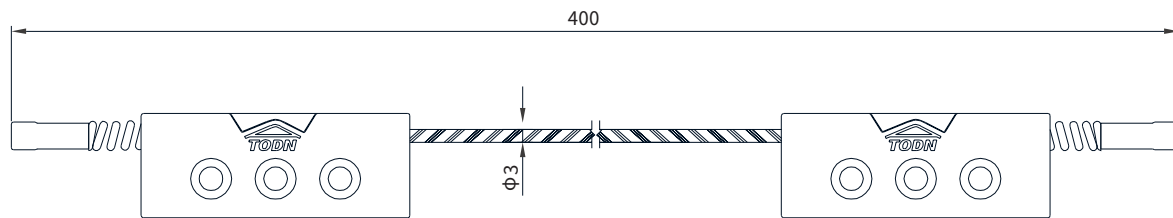
产品名称:主传动杆  
Product name: Main transmission rod  
产品型号:IMTR0512(23、28)  
Product code: IMTR0512(23、28)  
主要材质:锌合金  
Main material:zinc alloy

表面处理:电镀  
Surface treatment: plating  
外露长度: L可定制  
Exposed length: L(customized)




## 连接产品系列

### Connector Product Series

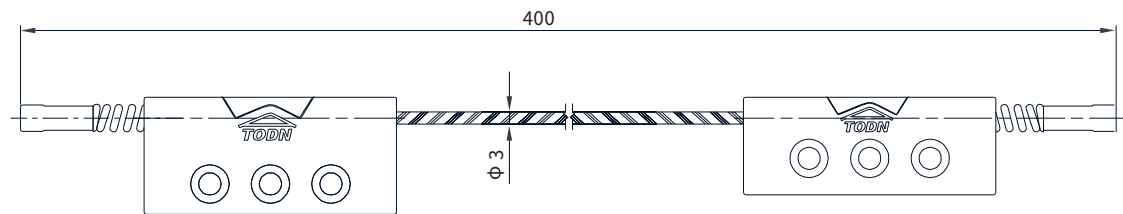


产品名称:防坠器  
Product name:safety disengagement preventer  
产品型号:ISDP01R(分左右)  
Product code: ISDP01R (left&right)  
表面处理:喷丸  
Surface treatment: shot blasting  
产品材质:SUS304  
Product material: SUS304  
适用型材:C槽  
Suitable profile: C groove  
产品左右说明:人站室内,窗户向外开,安装在左边为左式,安装在右边为右式。  
Product left and right instructions: People stand indoors,the windows open outwards, and the left side is installed on the left. Installed on the right is the right type.




## 连接产品系列

### Connector Product Series

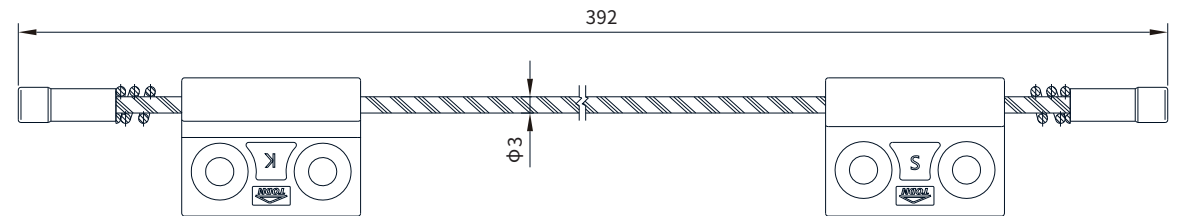


产品名称:防坠器  
Product name:safety disengagement preventer  
产品型号:IKSDP01R(分左右)  
Product code: IKSDP01R (left&right)  
表面处理:喷丸  
Surface treatment:shot blasting  
产品材质:SUS304  
Product material: SUS304  
适用型材:K槽  
Suitable profile: K groove  
产品左右说明:人站室内,窗户向外开,安装在左边为左式,安装在右边为右式。  
Product left and right instructions: People stand indoors, the windows openoutwards, and the left side is installed on the left. Installed on the right is the right type.




## 连接产品系列

### Connector Product Series

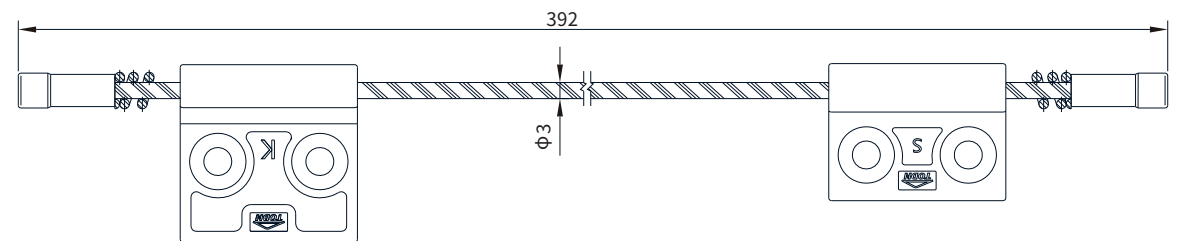


产品名称:防坠器  
Product name:safety disengagement preventer  
产品型号:ISDP02R(分左右)  
Product code: ISDP02R (left & right)  
表面处理:电镀  
Surface treatment: plating  
产品材质:锌合金  
Product material: zinc alloy  
适用型材:C槽  
Suitable profile: C groove  
产品左右说明:人站室内,窗户向外开,安装在左边为左式,安装在右边为右式。  
Product left and right instructions: People stand indoors, the windows open outwards, and the left side is installed on the left. Installed on the right is the right type.




## 连接产品系列

### Connector Product Series



产品名称:防坠器  
Product name:safety disengagement preventer  
产品型号:IKSDP02R(分左右)  
Product code: IKSDP02R (left & right)  
表面处理:电镀  
Surface treatment:plating  
产品材质:锌合金  
Product material: zinc alloy  
适用型材:K槽  
Suitable profile: K groove  
产品左右说明:人站室内,窗户向外开,安装在左边为左式,安装在右边为右式。  
Product left and right instructions: People stand indoors, the windows open outwards, and the left side is installed on the left .Installed on the right is the right type.



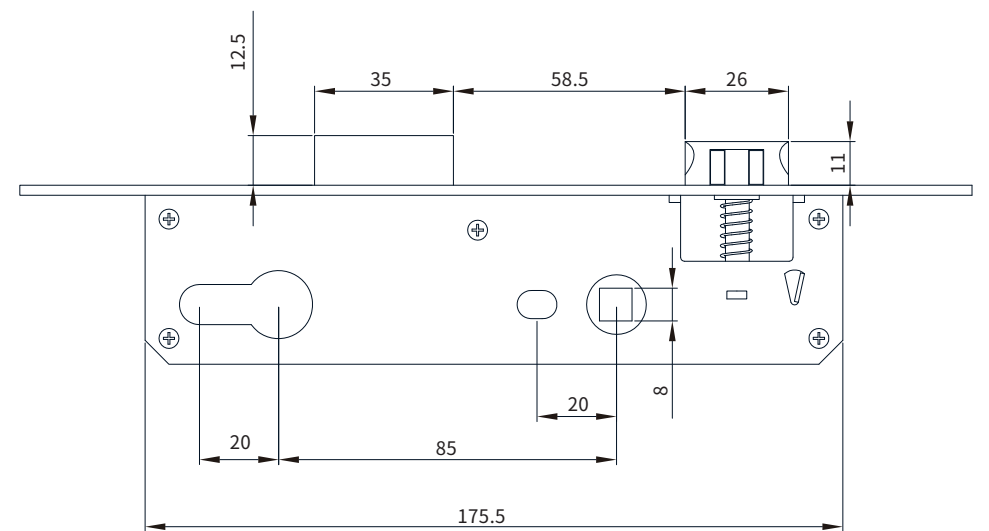
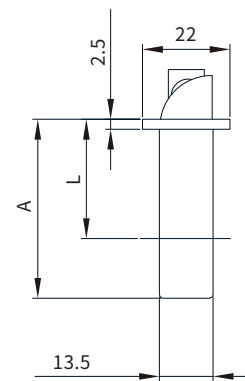




## 门锁系列

Door lock series

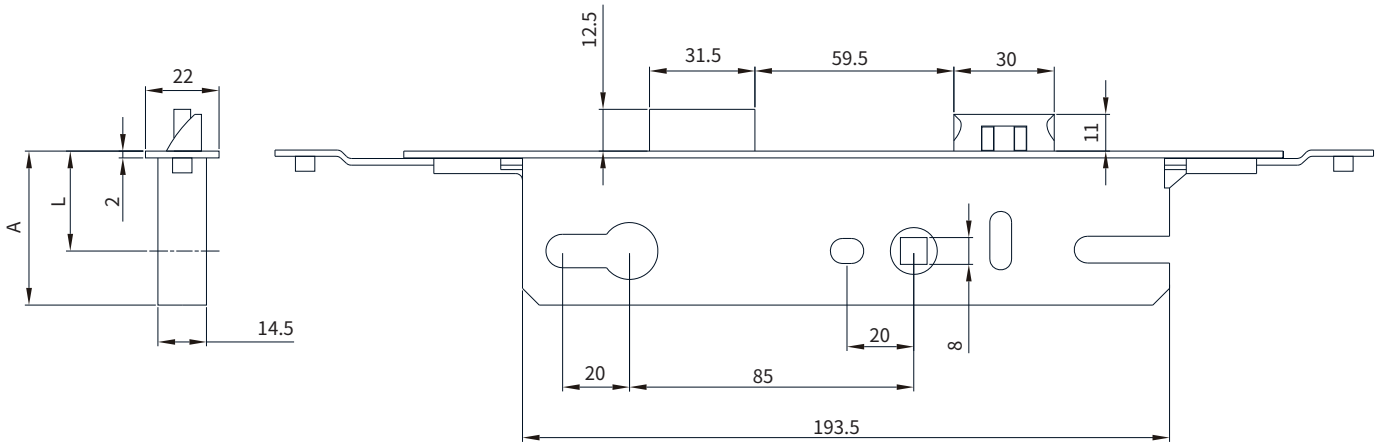
中心距L Hole distance L	高度A Height A	型号 Code	锁面板搭配 Suitable locking plate
30mm	45mm	IDL01030	IFP01
35mm	50mm	IDL01035	



门锁系列

Door lock series


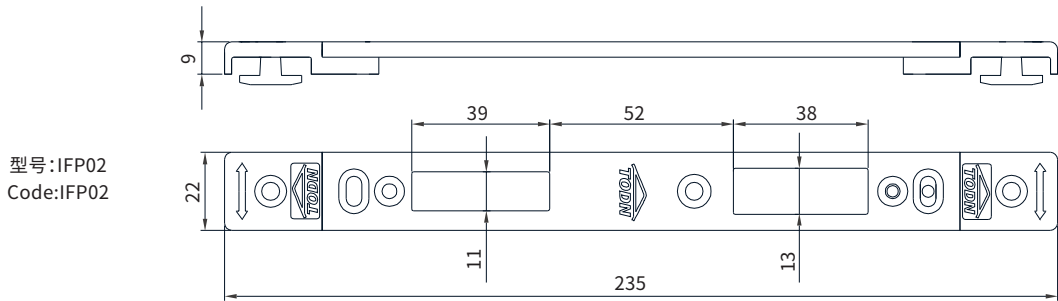
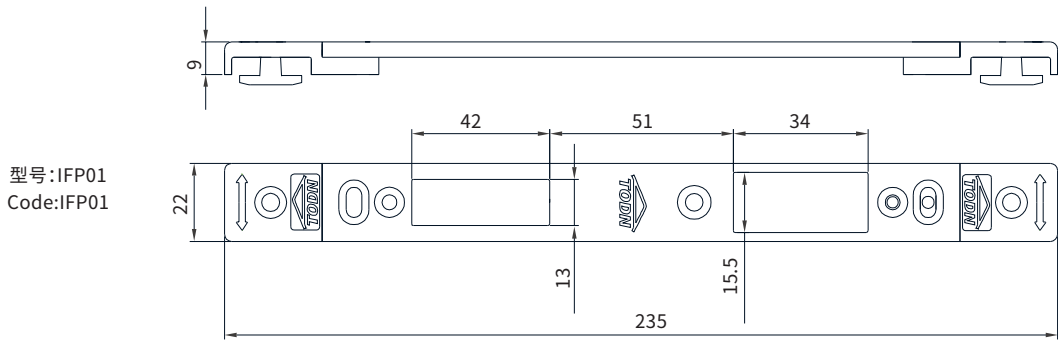
中心距L Hole ditance L	高度A Height A	型号 Code	锁面板搭配 Suitable locking plate
30mm	46mm	IDL02030	IFP02
34mm	50mm	IDL02034	



锁面板系列

Locking Plate Series

锁面板 Locking Plate	门锁搭配 Suit for locking plate
IFP01	IDL01030、IDL01035
IFP02	IDL02030、IDL02034





180°内平开下悬窗样品箱

180° Sample box of open-out casement screen window


型号: IYND02  
Code: IYND02  
注: 此为标准箱, 样品颜色固定  
Note: This is a standard box with fixed color



95°内平开下悬窗样品箱

95° Sample box of open-out casement screen window


型号: IYNX01  
Code: IYNX01  
注: 此为标准箱, 样品颜色固定  
Note: This is a standard box with fixed color



外平开窗纱一体窗样品箱

Externa l casement screen i ntegrated window

型号: IYWK01  
Code: IYWK01  
注: 此为标准箱, 样品颜色固定  
Note: This is a standard box with fixed color



内平开下悬窗样品盒

Sample box of open-out casement screen window

型号: IND100  
Code: IND100



注: 此为标准箱, 样品颜色固定  
Note: This is a standard box with fixed color

产品名称 Product Name	产品型号 Product Code	数量 QTY	备注 Mark
箱子 BOX	TDS03	1	
无基座执手 Handle without base	IH00525	1	方钢外露25mm Exposed spindle length 25mm
传动器 Transmitter	IAG13A	1	中心距13mm Center distance13 mm
下合页 Bottom hinge	IXH100AR	1	分左右 (含限位器) Left &Right (Include limiter)
上合页拉杆 Upper hinge connector rod	ITDSX01R	1	分左右 Left & Right
微通风转角器 Micro ventilation corner	ICD01	1	
锁座 Locking plate	IPDI02	1	
翻转支撑 Overturn Supporter	ICDT01	1	
防脱器 Fall arrester	IPDS01	1	
支撑座 Supporting block	ISCT03	1	
锁块 Locking plate	ILP02	1	
座垫 Cushion block	ICB02	1	

外平开窗纱一体窗样品盒

Sample box of open-out side hung  
window with screen window

型号: IYXY03  
Code: IYXY03



注: 此为标准箱, 样品颜色固定  
Note: This is a standard box with fixed color

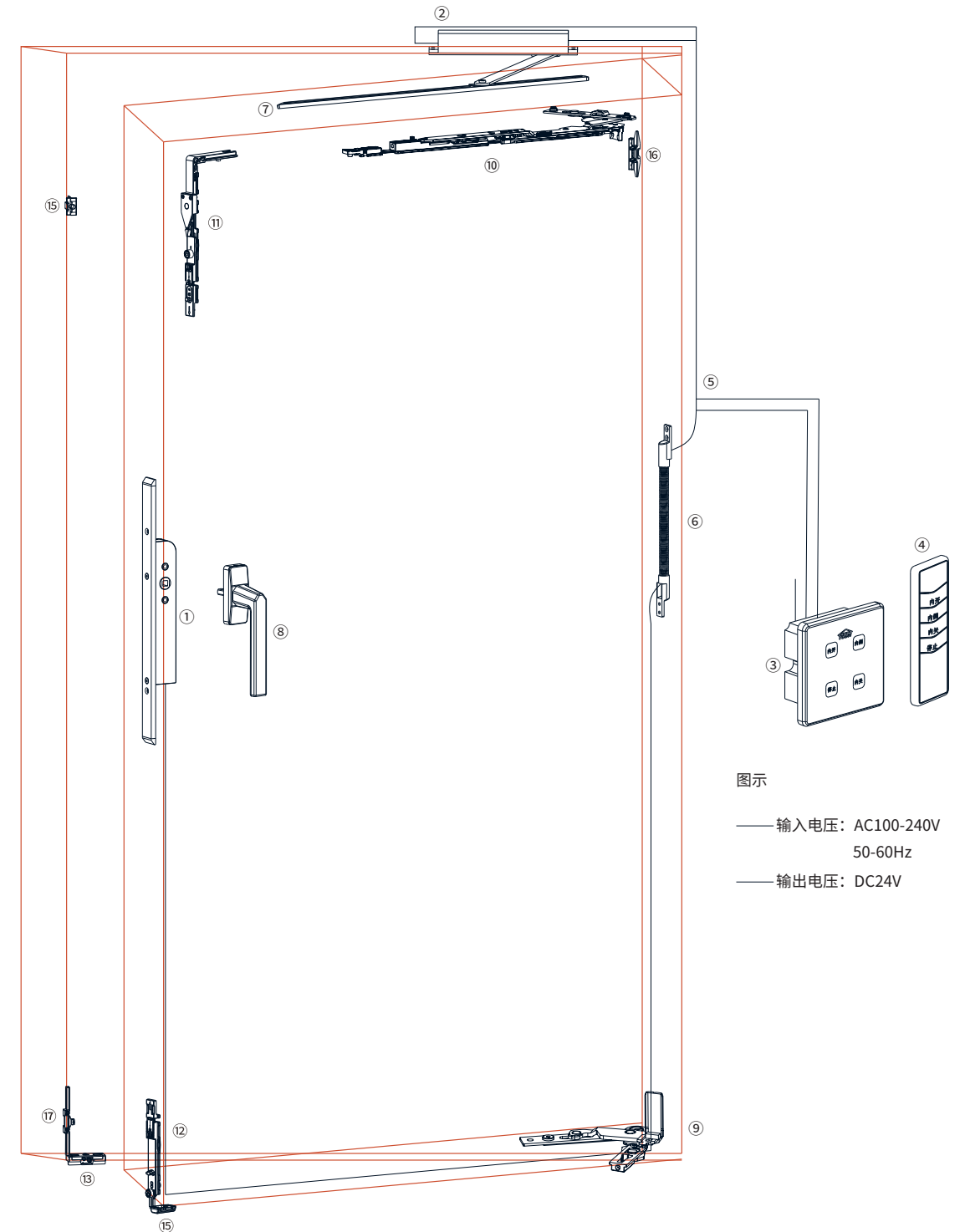
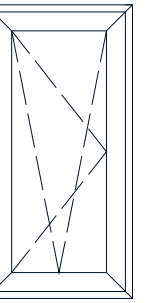
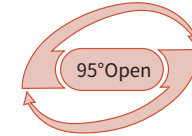
产品名称 Product Name	产品型号 Product Code	数量 QTY	备注 Mark
箱子 BOX	TDS03	1	
执手 Handle	IH00625	1	方钢外露25mm Exposed spindle length 25mm
执手 Handle	IHS00640R	1	方钢外露40mm Exposed spindle length 40mm
传动器 Transmitter	IAG0224	1	中心距24mm Center distance24mm
传动器 Transmitter	IAG0235	1	中心距35mm Center distance 35 mm
滑撑 Friction stay	IFS200A\LR	1	一对,含左右各一支 one set (including each piece of left &right type)
纱窗隐藏式合页 Concealed screen hinge	ICH200\LR	1	一对,含左右各一支 one set (including each piece of left &right type)
锁闭四件套 Single lock four-piece set	ISLF02	1	适用C槽 Suitable for C groove
单锁点四件套 Single lock four-piece set	ISLF05A	1	适用C槽 Suitable for C groove
中间锁块 Mid locking plate	IMLP01	1	适用C槽 Suitable for C groove
支撑组件 Support components	ISCT02	2	适用C槽 Suitable for C groove
防坠器 Fall arrester	ISDP02R	1	适用C槽, 右式 Suitable for C groove, right type





IEAND100电动隐藏展臂式内平开下悬系统(铝合金)

IEAND100 Electric Hidden Extendable Arm Type Open-in top hung system(aluminum alloy)



图示

——输入电压: AC100-240V  
50-60Hz  
——输出电压: DC24V

IEAND100电动隐藏展臂式内平开下悬系统(铝合金)

IEAND100 Electric Hidden Extendable Arm Type Open-in top hung system(aluminum alloy)

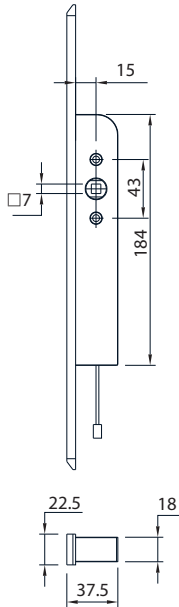
序号/No.	名称/Name	型号/Code	数量/QTY	备注/Mark
1	手电一体传动器 Flashlight integrated transmission device	IEAT01	1	中心距15mm Center distance 15mm
2	电动启闭器 open & close electromotor	IEAE01	1	
3	智能控制盒 iritelligent control box	IEACB01	1	
4	无线遥控器 Wireless remote control	IEARC01	1	
5	控制信号线组 control signal wire group	IEAWG01	1	
6	过渡线 transition line	IEATL01	1	
7	滑槽 chute	IEAC01	1	

可选配塔奥帝诺配件				
序号/No.	名称/Name	型号/Code	数量/QTY	备注/Mark
8	执手 Handle	IH00625	1	方钢外露25mm Exposed spindle length 25 mm
9	下合页 Bottom hinge	IXH200R	1	分左右 Left&Right
10	上合页拉杆 Upper hinge connector rod	ITDSX03R	1	分左右 (无法配小转角器) Left&Right (Cannot use with the small corner device)
11	转角器 Corner detector	ICD02	1	
12	翻转支撑 Overturn Supporter	ICDT01	1	
13	支撑座 Supporting block	ISCT03	1	
14	锁块 Locking plate	ILP02	1	
15	座垫 Cushion block	ICB02	1	
16	锁座 Locking plate	IPDI02	1	
17	防脱器 Fall arrester	IPDS01	1	


配置说明：  
Configuration instructions:

- 1、适用窗高810mm-1400mm、窗宽630mm-750mm；  
Applicable window height 810mm-1400mm and width 630mm-750mm；
- 2、智能控制盒最远距离15米；  
Maximum distance of iritelligent control box 15m；
- 3、接口需按指示牌对应接上。  
The interface shall be connected according to the indicator.


产品名称：手电一体传动器  
Product name: Flashlight integrated transmission device  
产品型号：IEAT01  
Product code:IEAT01



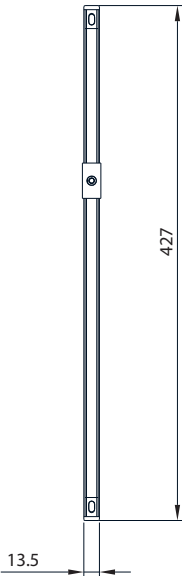
产品名称：过渡线  
Product name: transition line  
产品型号：IEATL01  
Product code:IEATL01



产品名称：电动启闭器  
Product name: open & close electromotor  
产品型号：IEAOC01  
Product code:IEAOC01



产品名称：滑槽  
Product name: chute  
产品型号：IEAC01  
Product code:IEAC01



六大特点  
Six characteristics

遥控一键开合  
Remote control one button switch  
可通过无线遥控器控制窗户启闭。  
The window can be opened and closed by Wireless remote control.

APP控制  
APP control  
可通过APP控制窗户启闭。  
The window can be opened and closed with the APP.

智能控制盒控制  
Intelligent control box control  
可通过智能控制盒控制窗户启闭。  
The opening and closing of windows can be controlled through the panel.

遇阻保护  
Obstruction protection  
当窗扇运作时，遇到较大阻力会自动停止运行。  
When the window sash operates, it will automatically stop when encountering large resistance.

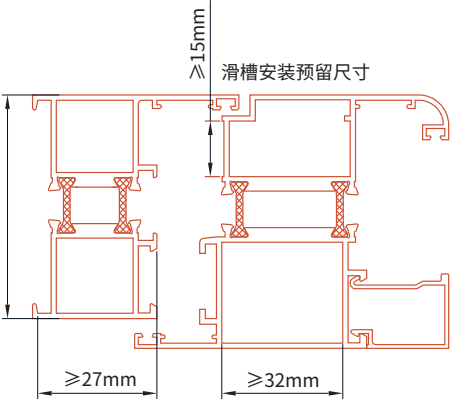
智能防夹  
Intelligent anti pinch  
窗户在关闭过程中会判断是否有异物阻挡，进行防夹判断。  
During the closing process of the window, it will judge whether there is a foreign object blocking it, and make an anti-pinch judgment.

手电一体  
Flashlight integration  
可选择手动开启或者电动开启  
Optional manual opening or electric opening



IEAND100电动隐藏展臂式内平开下悬系统(铝合金)  
IEAND100 Electric Hidden Extendable Arm Type Open-in top hung system(aluminum alloy)


适用型材  
Applicable profiles



技术参数/Technical parameter			
产品型号 Product model	IEAND100		
工作温度 Working temperature	-40~65℃	接收频率 Receiving frequency	868Hz
输入电压 Input voltage	AC100-240V	运行噪音 Running noise	<40dB
输出电压 Output frequency	DC 24V	防护等级 Degree of protection	IP23
输入频率 Input frequency	50-60 Hz	输出转矩 Output torque	180N*m
负载功率 Load power	≤36Wx2	开窗速度 Window opening speed	12° /s

开孔尺寸图  
Opening dimension drawing

手电一体传动器开孔尺寸：  
Opening size of flashlight integrated transmission device:



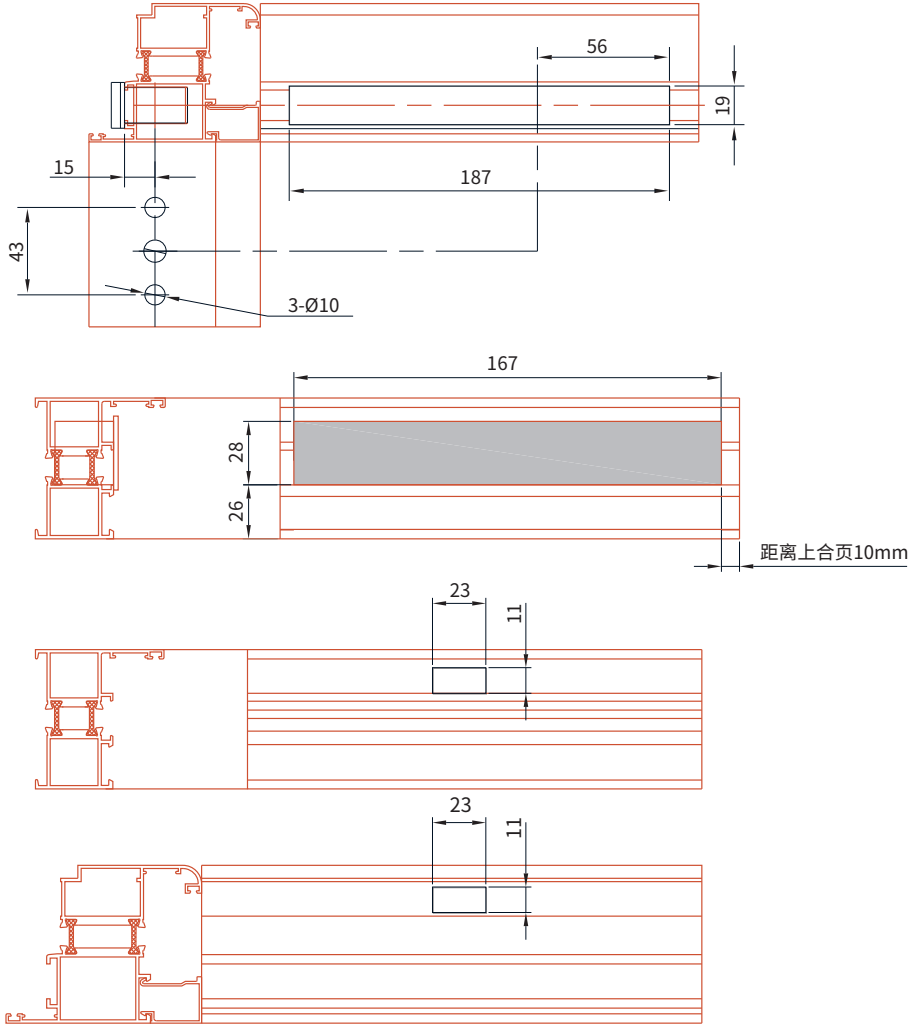
电动启闭器开孔尺寸：  
Opninge size of open & close electromotor:



过渡线【框】开孔尺寸：  
Opening size of Transition line [box]:

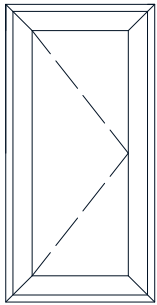
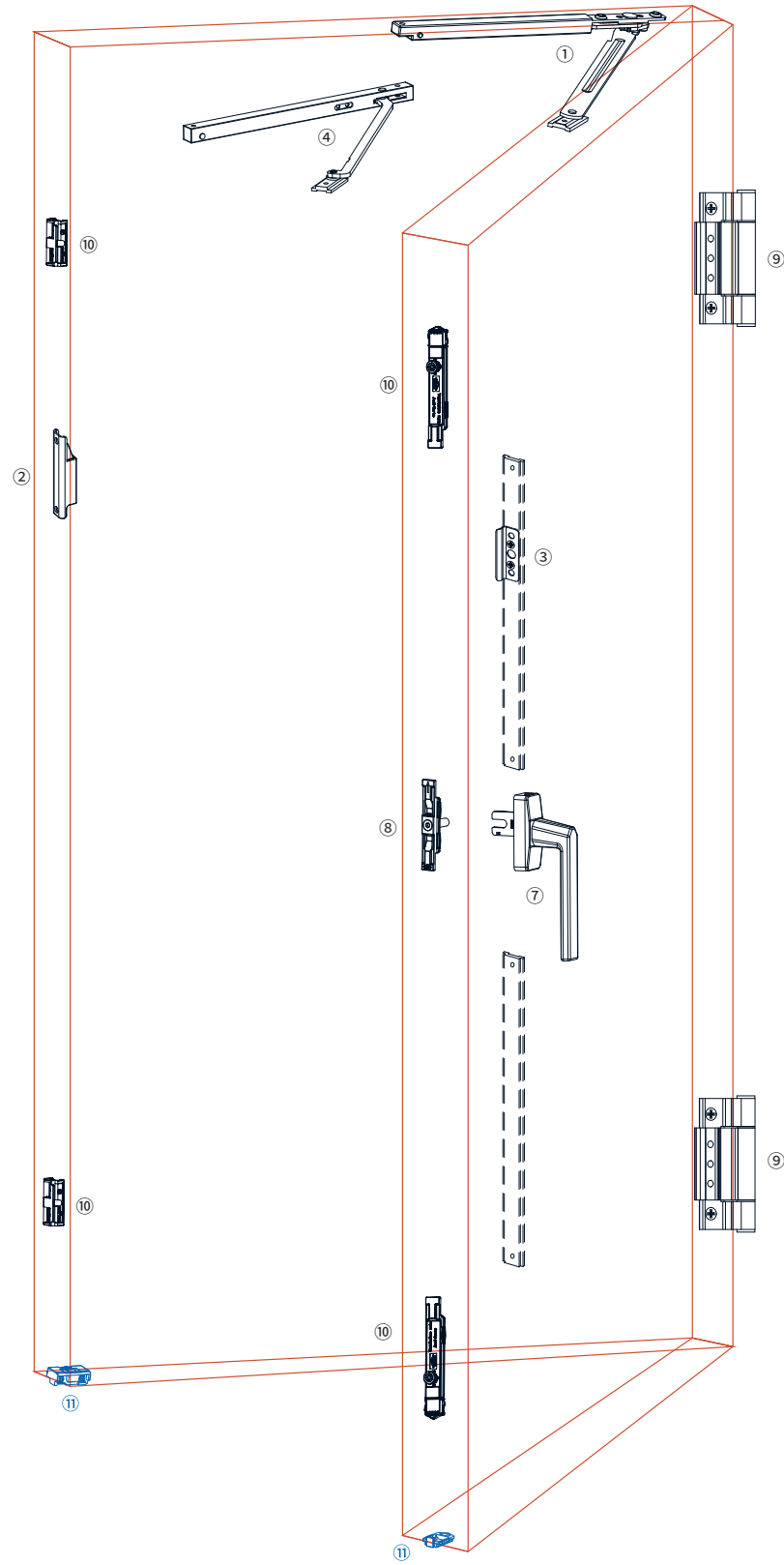


过渡线【扇】开孔尺寸：  
Opening size of Transition line [fan]:





铝合金内平开防火窗系列  
Aluminum alloy inner casement fireproof window series



铝合金内平开防火窗系列  
Aluminum alloy inner casement fireproof window series

防火窗配件/Fireproof window accessories				
序号/No.	名称/Name	型号/Code	数量/QTY	备注/Mark
1	温控闭窗器 Temperature control	ITC100R(L)	1	分左右 Left and Right
2	自动锁闭器 Automatic locking device	ITC01R(L)	1	分左右 Left and Right
3	锁闭卡扣 Locking clip	ITC02	1	
4	温控闭窗器 Temperature control	ITC200R(L)	1	选配 Optional
5	温控闭窗器 Temperature control	ITC300R(L)	1	选配 Optional
6	温控闭窗器 Temperature control	ITC400R(L)	1	选配 Optional

五金配件/Hardware accessories				
序号/No.	名称/Name	型号/Code	数量/QTY	备注/Mark
7	拨叉执手 Handles with tongue	IHB00625	1	拨叉外露25mm Exposed spindle length 25mm
8	主传动杆 Main transmission rod	IMTR0512	1	销轴外露12mm Spindle exposed 12 mm
9	合页 Hinge	ITCH100	2	
10	单锁点四件套 Single lock four-piece set	ISLF05A	1	
11	支撑组件 Support components	ISCT02	1	选配 Optional

配置说明：  
Conf i guration instructions:

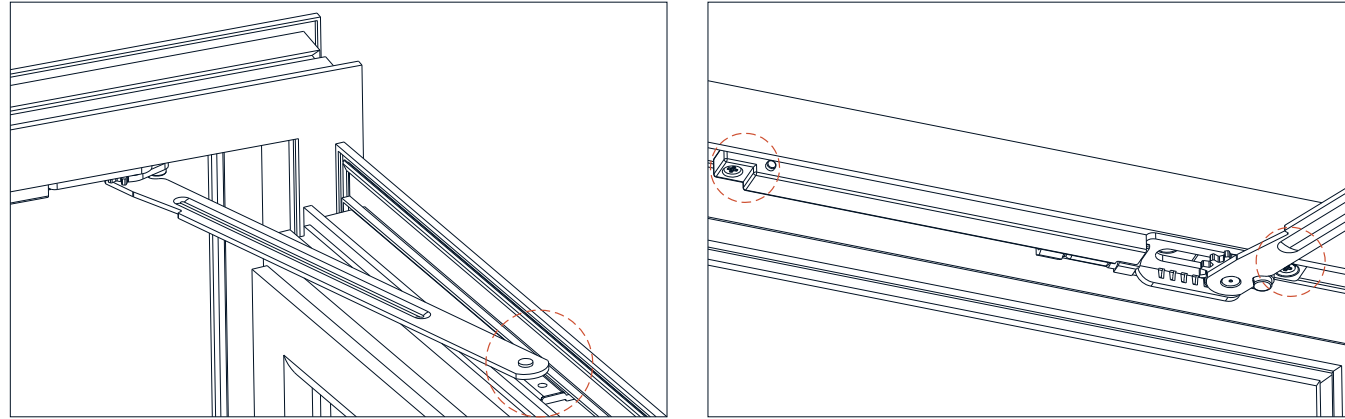
- 1、本配置产品适用窗扇宽度范围参照选配表选配。  
The applicable window sash width range of this configuration product is selected according to the adaptation table.
- 2、承重部件及传动锁闭部件可自行选配。  
Load bearing parts and transmission locking parts can be selected by yourself.
- 3、温控闭窗器在温度达到68±5度时介入工作，关闭窗扇阻断火势和烟雾侵入。  
The temperature controlled window closers intervene when the temperature reaches 68±5℃, and close the window sash to prevent fire and smoke intrusion.
- 4、本配置适用C槽型材。  
This configuration is suitable for C-groove profiles.

## 铝合金内平开防火窗系列

### Aluminum alloy inner casement fireproof window series

#### 一、ITC100R(L)安装说明

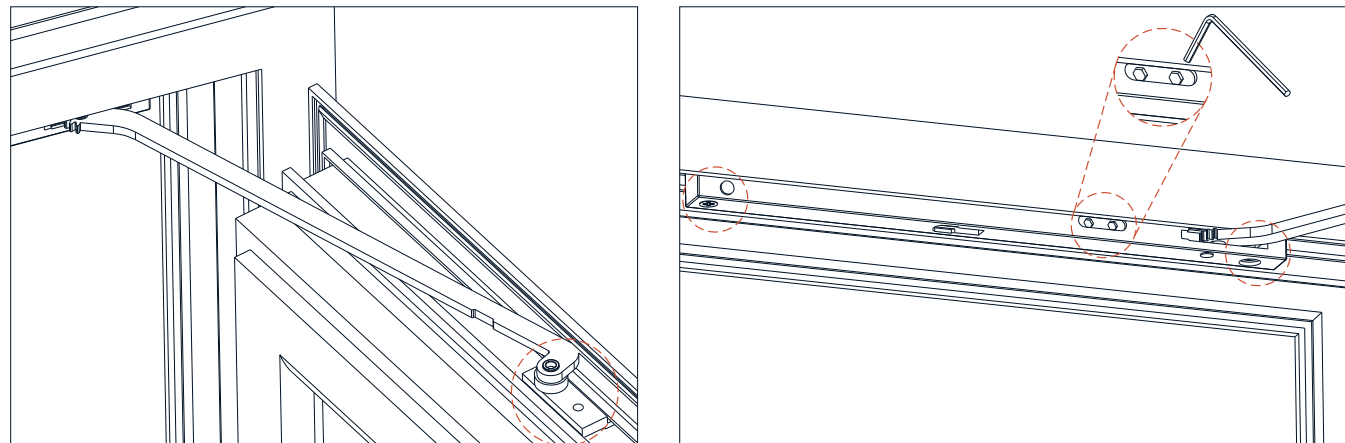
##### ITC100R(L) installation instructions



- 1、拉杆滑块采用穿入式设计，窗扇槽口开缺口滑块穿入即可。  
The pull rod slider adopts the penetration design, and the window sash notch slider can be penetrated.
- 2、闭窗器主体宽度 $<14\text{mm}$ ，安装于框槽内（自攻螺钉固定即可）。  
Window closer body width $<14\text{mm}$ , installed in the frame slot (self tapping screws can be fixed).

#### 二、ITC200R(L)安装说明

##### ITC200R(L) installation instructions



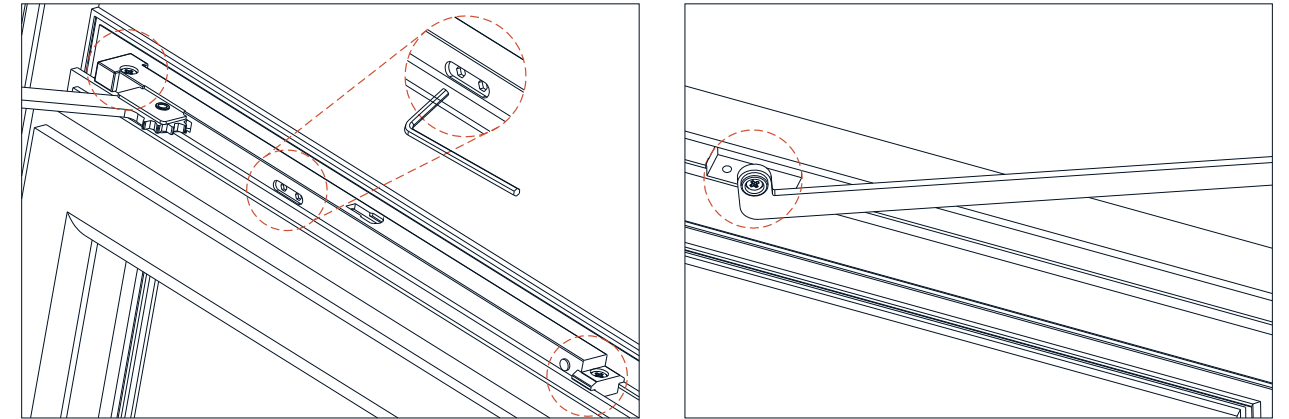
- 1、拉杆滑块采用穿入式设计，窗扇槽口开缺口滑块穿入即可。  
The pull rod slider adopts the penetration design, and the window sash notch slider can be penetrated.
- 2、闭窗器主体宽度 $<14\text{mm}$ ，安装于框槽内（自攻螺钉固定即可）。  
Window closer body width $<14\text{mm}$ , installed in the frame slot (self tapping screws can be fixed).
- 3、拉杆摩擦力可调。  
Friction force of pull rod is adjustable.

## 铝合金内平开防火窗系列

### Aluminum alloy inner casement fireproof window series

#### 三、ITC300R(L)安装说明

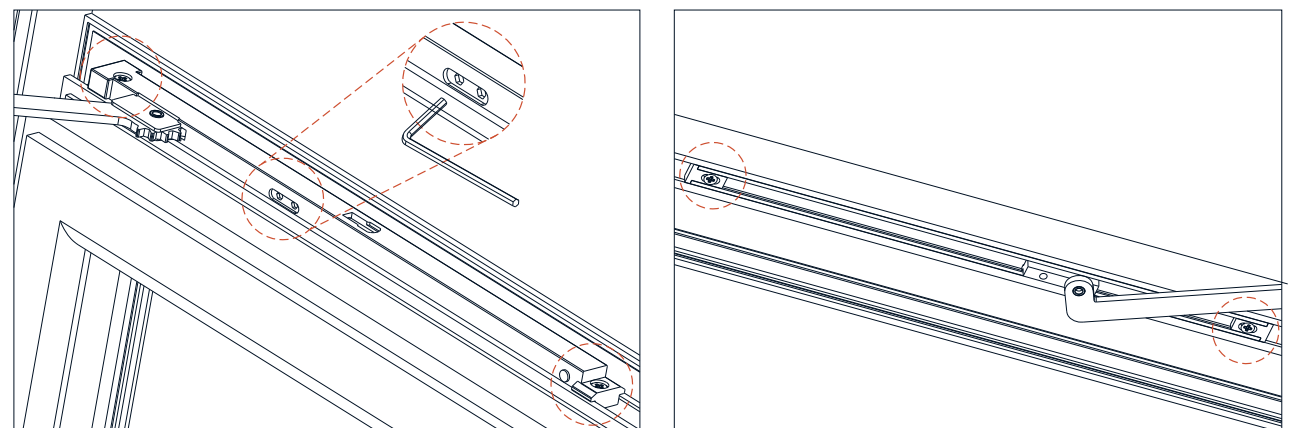
##### ITC300R(L) installation instructions



- 1、拉杆滑块采用穿槽式设计，滑块需提前放入框槽内，通过螺钉与拉杆固定。  
The pull rod sliding block adopts the slot type design, and the sliding block shall be put into the frame slot in advance and fixed with the pull rod by screws.
- 2、闭窗器主体宽度 $<15\text{mm}$ ，安装于扇槽内（自攻螺钉固定即可）。  
The width of the window closer body is $<15\text{mm}$ , and it is installed in the slot (self tapping screws can be fixed).
- 3、拉杆摩擦力可调。  
Friction force of pull rod is adjustable.

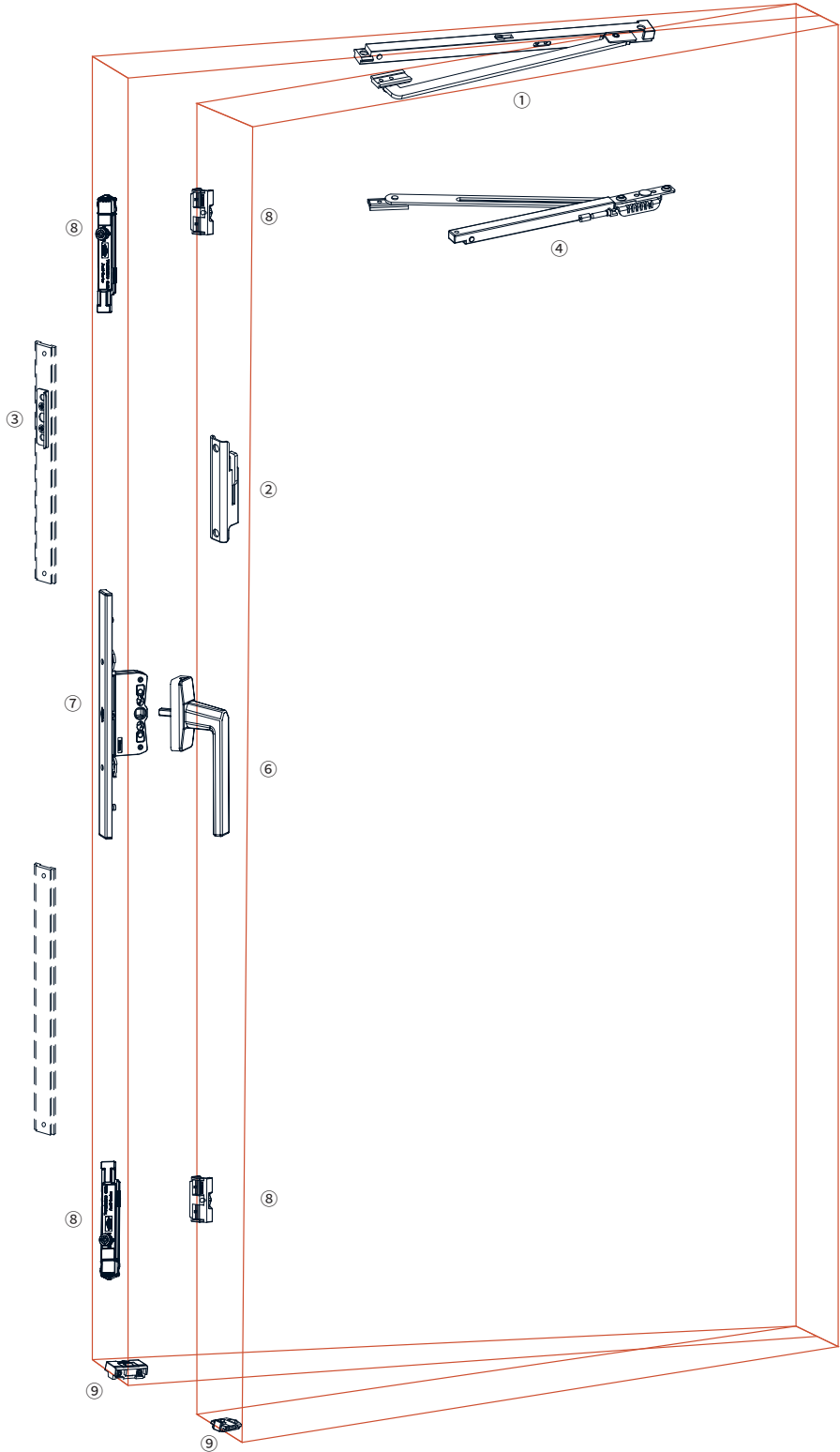
#### 四、ITC400R(L)安装说明

##### ITC400R(L) installation instructions



- 1、拉杆滑块穿入滑轨，滑轨置于框槽内安装（自攻螺钉固定即可）。  
The pull rod sliding block adopts the slot type design, and the sliding block shall be put into the frame slot in advance and fixed with the pull rod by screws.
- 2、闭窗器主体宽度 $<15\text{mm}$ ，安装于扇槽内（自攻螺钉固定即可）。  
The width of the window closer body is $<15\text{mm}$ , and it is installed in the slot (self tapping screws can be fixed).
- 3、拉杆摩擦力可调。  
Friction force of pull rod is adjustable.

铝合金外平开防火窗系列  
Aluminum alloy casement fireproof window series



铝合金外平开防火窗系列  
Aluminum alloy casement fireproof window series

防火窗配件/Fireproof window accessories				
序号/No.	名称/Name	型号/Code	数量/QTY	备注/Mark
1	温控闭窗器 Temperature control	ITC300R(L)	1	分左右 Left and Right
2	自动锁闭器 Automatic locking device	ITC01R(L)	1	分左右 Left and Right
3	锁闭卡扣 Locking clip	ITC02	1	
4	温控闭窗器 Temperature control	ITC100R(L)	1	选配 Opt ional
5	温控闭窗器 Temperature control	ITC400R(L)	1	选配 Opt ional

五金配件/Hardware accessories				
序号/No.	名称/Name	型号/Code	数量/QTY	备注/Mark
6	执手 Handle	IH00645	1	方钢外露45mm Exposed spindle length 45 mm
7	传动器 Transmitter	IAG0230	1	中心距30mm，颜色可选银色或黑色 Center d i stance 30 mm, Color can be sil ver or bl ack
8	单锁点四件套 Single lock four-piece set	ISLF05A	1	
9	支撑组件 Support components	ISCT02	1	选配 Opt ional


配置说明：  
Conf i guration instructions:

- 1、本配置产品适用窗扇宽度范围参照选配表选配。  
The applicable window sash width range of this configuration product is selected according to the adaptation table。
- 2、承重部件及传动锁闭部件可自行选配。  
Load bearing parts and transmission locking parts can be selected by yourself。
- 3、温控闭窗器在温度达到68±5度时介入工作，关闭窗扇阻断火势和烟雾侵入。  
The temperature controlled window closers intervene when the temperature reaches 68±5℃, and close the window sash to prevent fire and smoke intrusion。
- 4、本配置适用C槽型材。  
This configuration is suitable for C-groove profiles。



### 温控闭窗器产品系列

#### Temperature controlled window closer product series

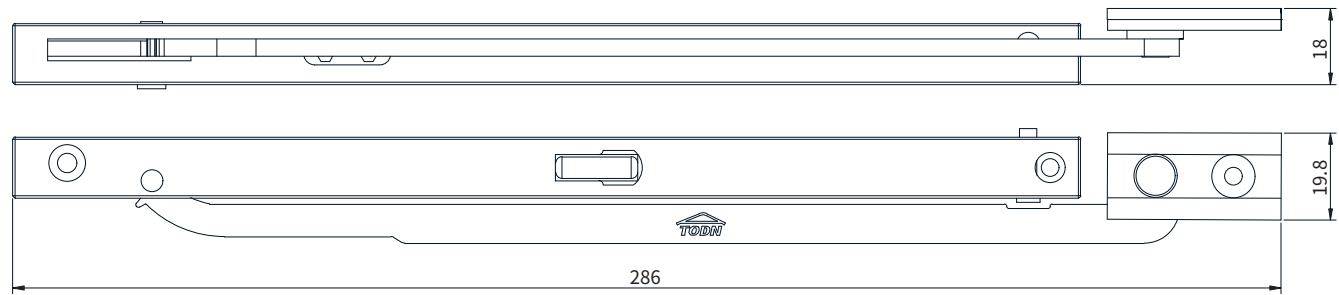


产品名称:温控闭窗器  
 Product name: Temperature controlled window closer  
 产品型号:ITC100R(L)  
 Product code: ITC100R(L)  
 适用型材: C槽  
 Suitable profile: C groove  
 适用范围: 内平开窗、外平开窗  
 Scope of application: Open-in side hung window、External casement window  
 温度触发值:68±5度  
 Temperature trigger value: 68 ± 5度




### 温控闭窗器产品系列

#### Temperature controlled window closer product series

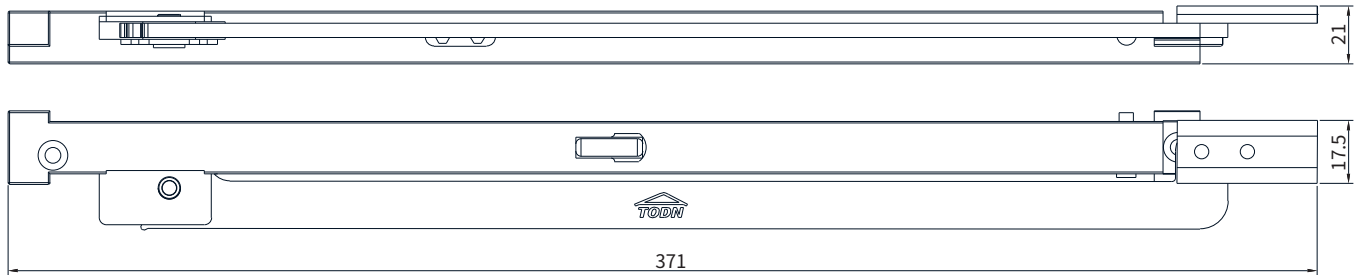


产品名称:温控闭窗器  
 Product name: Temperature controlled window closer  
 产品型号:ITC200R(L)  
 Product code: ITC200R(L)  
 适用型材: C槽  
 Suitable profile: C groove  
 适用范围: 内平开窗  
 Scope of application: Open-in side hung window  
 温度触发值:68±5度  
 Temperature trigger value: 68 ± 5度




### 温控闭窗器产品系列

#### Temperature controlled window closer product series

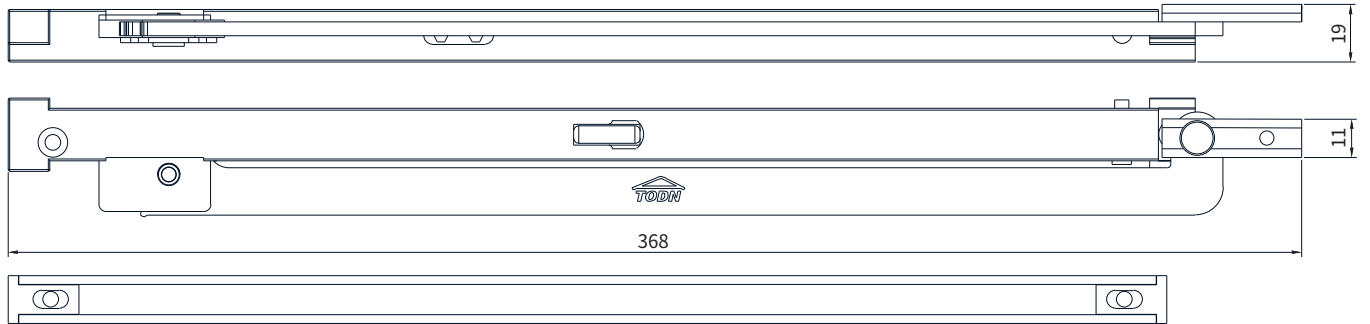


产品名称: 温控闭窗器  
 Product name: Temperature controlled window closer  
 产品型号: ITC300R(L)  
 Product code: ITC300R(L)  
 适用型材: C槽  
 Suitable profile: C groove  
 适用范围: 内平开窗、外平开窗  
 Scope of application: Open-in side hung window、External casement window  
 温度触发值:68±5度  
 Temperature trigger value: 68 ± 5度




### 温控闭窗器产品系列

#### Temperature controlled window closer product series

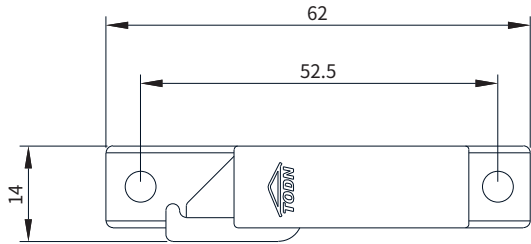


产品名称: 温控闭窗器  
 Product name: Temperature controlled window closer  
 产品型号: ITC400R(L)  
 Product code: ITC400R(L)  
 适用型材: C槽  
 Suitable profile: C groove  
 适用范围: 内平开窗、外平开窗  
 Scope of application: Open-in side hung window、External casement window  
 温度触发值:68±5度  
 Temperature trigger value: 68 ± 5度



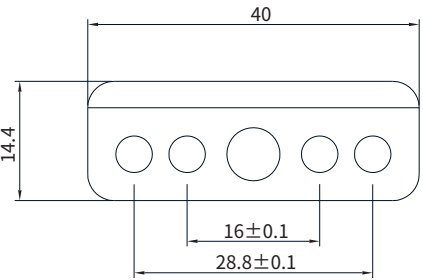
锁闭产品系列  
Locking part series

产品名称：自动锁闭器  
Product name: Automatic locking device  
产品型号：ITC01R(L)  
Product code: ITC01R(L)  
主要材质：SUS304  
Main material: SUS304  
适用型材：C槽  
Suitable profile: C groove




锁闭产品系列  
Locking part series

产品名称：锁闭卡扣  
Product name: Locking clip  
产品型号：ITC02  
Product code: ITC02  
主要材质：SUS304  
Main material: SUS304  
适用型材：C槽  
Suitable profile: C groove



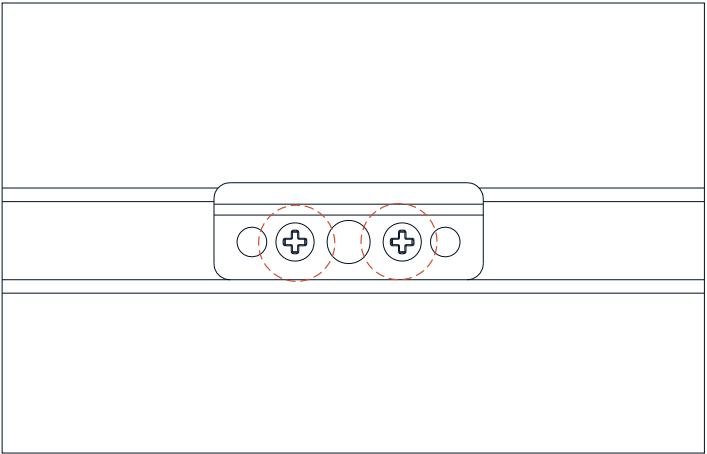
产品系列 Product range	内平开窗 Inner casement window	外平开窗 External casement window	窗宽范围 Window width rang
ITC100R(L)	✓	✓	350mm-700mm
ITC200R(L)	✓	—	350mm-550mm
ITC300R(L)	✓	✓	550mm-900mm
ITC400R(L)	✓	✓	550mm-900mm
ITC01R(L)	✓	✓	—
ITC02	✓	✓	—

ITC01R(L) 自动锁闭器安装说明  
ITC01R(L) installation instructions for autonmatic locking device



- 1、卡簧采用预定位功能设计，可提前卡入框槽开孔安装。  
The circlip is designed with the pre positioning function, and can be clamped into the frame slot in advance for hole installation.
- 2、自动锁闭器置于卡簧上固定螺钉安装即可（锁闭器宽度<14mm，窗扇做大时，取下卡簧锁闭器置于槽口底部安装即可）。  
The automatic locking device can be installed by placing the fixed screw on the circlip (the width of the locking device is less than 14mm, and when the window sash is enlarged, the locking device can be installed by removing the circlip and placing it at the bottom of the notch).

ITC02 锁闭卡扣安装说明  
ITC02 installation instructions for locking buckle



- 1、锁闭卡扣安装于传动杆上，可通过螺钉固定，与自动锁闭器配合使用。  
The locking clip is installed on the transmission rod and can be fixed by screws, it can be used together with the automatic locking device.



